

**BOARD OF DIRECTORS
SAN GABRIEL VALLEY MUNICIPAL WATER DISTRICT
REGULAR MEETING
1402 N. VOSBURG DR. AZUSA, CA 91702
MONDAY, MARCH 09, 2026
8:00 AM (PDT)**

This meeting will be held in person at the District office, located at 1402 North Vosburg Drive, Azusa, California. While the Boardroom is open for public attendance, you are strongly encouraged to participate in the meeting virtually through the remote Zoom link provided below. If you attend the Board meeting in person, please maintain appropriate social distancing to the extent feasible (i.e., maintain a six-foot distance between yourself and other individuals). Face coverings are encouraged but not required for attendees. Lastly, if you are experiencing any COVID-19 symptoms, including fever or chills, cough, shortness of breath or difficulty breathing, fatigue, muscle or body aches, headache, new loss of taste or smell, sore throat, congestion or runny nose, nausea or vomiting or diarrhea, please do not attend the meeting in person.

Join Zoom Meeting

<https://us02web.zoom.us/j/89013306120?pwd=SUZJRzFFSDRXUVVTY0NhOXQ0c1I6QT09>

Meeting ID: 890 1330 6120

Passcode: 512838

Dial by your location

+1 669 444 9171 US

PLEDGE OF ALLEGIANCE

ROLL CALL: Eng, Knoles, Paulson, Placido, Prince

PUBLIC COMMENTS FOR ITEMS NOT ON THE AGENDA

UPDATES FROM CITY REPRESENTATIVES

CONSENT CALENDAR: The following matters are expected to be routine and will be acted upon by a single motion with little discussion unless any Director or citizen requests a separate action:

Minutes of the Regular Board Meeting of February 09, 2026

Financial Statements for February 2026

Disbursements of the Revolving Fund Dated February 19, 2026, Check Nos. 12867-12873

Disbursements of the Revolving Fund Dated March 05, 2026, Check Nos. 12874 - 12881, EFTs and Wires

Disbursements of the Revolving Fund Dated March 09, 2026, Check Nos. 12882 – 12884, EFT and Wires

Disbursements of the General Fund Dated February 10 - 28, 2026, Check Nos. 45756 - 45782, and EFTs

Disbursements of the General Fund Dated March 01 - 09, 2026, Check Nos 45783 – 45812, and EFT

Disbursements of the State Water Project (SWP) Dated: February 23, 2026, Check No. 1027, in the amount of \$619,330.00

Visa Recap, Dated January 21, 2025 – February 20, 2026

Future Meeting Attendance Approval:

American Ground Water Trust (AGWT) New Mexico Groundwater Conference - July 14 & 15, and New Mexico Water Well Workshop, July 16, Albuquerque, NM

PRESENTATIONS

1. City of Sierra Madre Public Works Director: Sierra Madre/Arcadia Joint Well Project Update

ACTION ITEMS

1. Exercise of Two Optional One-Year Extensions – Professional Auditing Services with C.J. Brown & Company, CPAs
2. Approval of Sole Source Professional Services Agreement with HdL Coren & Cone for Property Tax Management, Audit, and Forecasting Services
3. Contractor Selection for Generator Replacement Project

INFORMATION ITEMS

External Affairs Update

UNFINISHED BUSINESS

1. Report on Basin Management
2. Report on WQA
3. Report on the Attorney
4. Report on State Water Contractor/General Managers Report
5. Report on Assistant General Manager

COMMITTEE MEETING REPORTS

DIRECTOR REPORTS ON EVENTS ATTENDED

DIRECTORS' COMMENTS

ADJOURNMENT

THIS AGENDA WAS POSTED ON MARCH 05, 2026, AT SGVMWD.
THE NEXT REGULAR BOARD MEETING WILL BE ON APRIL 13, 2026.

**MINUTES
BOARD OF DIRECTORS
SAN GABRIEL VALLEY MUNICIPAL
WATER DISTRICT
REGULAR BOARD MEETING
1402 N. VOSBURG DR. AZUSA, CA 91702
MONDAY, FEBRUARY 09, 2026
8:00 A.M.**

At 8:00 a.m. on February 09, 2026, the Board of Directors meeting was held in person at the District office, located at 1402 North Vosburg Drive, Azusa, California. While the Boardroom was open for public attendance, the District strongly encouraged attendees wanting to attend the meeting to participate in the meeting virtually through the remote Zoom link provided below. Attendees in person were asked to please maintain appropriate social distancing to the extent feasible (i.e., maintain a six-foot distance between yourself and other individuals). Face coverings were encouraged but not required for attendees.

<https://us02web.zoom.us/j/89013306120?pwd=SUZJRzFFSDRXUVVTY0NhOXQ0c1l6QT09>

Meeting ID: 890 1330 6120

Passcode: 512838

Dial by your location

+1 669 444 9171 US

PLEDGE OF ALLEGIANCE

CALL TO ORDER:

President Prince called the meeting to order at 8:00 a.m.

ROLL CALL:

Directors present at Roll Call: Eng, Knoles, Paulson, Placido, Prince

ALSO PRESENT:

Jose Reynoso, General Manager; Steve Kiggins, Assistant General Manager; Maria “Gigi” Jarmin, Executive Assistant; Evelyn Reyes, External Affairs Manager; Jim Ciampa, SGVMWD General Counsel, Lagerlof LLP; Kelly Gardner and Justin Nakano, Main San Gabriel Basin Watermaster; Graham Bradner, Delta Conveyance Design and Construction Authority; Carrie Buckman, Department of Water Resources

Via telephone/Zoom: Albert Lu, External Affairs Specialist, SGVMWD; Christopher Brown, C.J. Brown and Company CPAs; Carlos Solis, Azusa Light & Water; Steven McGee, City of Sierra Madre; Matthew Wicks, Andy Nevis, Andy Chu, Tahnee Neelam and Pat Clark, Department of Water

Resources; Claudia Rodriguez, Emmaline Nguyen and Julianne Gray, Delta Conveyance Design and Construction Authority

PUBLIC COMMENTS ON NON-AGENDA ITEMS

None.

UPDATES FROM THE CITY REPRESENTATIVES

None.

CONSENT CALENDAR:

Minutes of the Regular Board Meeting of January 12, 2026

Minutes of the Engineering and Operations Committee of January 20, 2026

Financial Statements for January 2026

Treasurer's Investment Report Dated December 31, 2025

Disbursements of the Revolving Fund Dated:

January 13, 2026, Check No. 12851 – 12852, in the amount of \$243.30

January 22, 2026, Check Nos. 12853 - 12857, EFTs and Wires in the amount of \$72,501.47

February 05, 2026, Check Nos. 12858 - 12863, EFT and Wires in the amount of \$70,041.05

February 09, 2026, Check Nos. 12864 – 12866, and Wires in the amount of \$3,933.00

Disbursements of the General Fund Dated:

January 13 -31, 2026, Check Nos. 45696 – 45716, and EFTs in the amount of \$175,587.16

February 01 - 09, 2026, Check Nos. 45717 – 45755 in the amount of \$263,791.07

Disbursements for State Water Project (SWP) expense, dated: January 26, 2026, Check No. 1026, in the amount of \$2,311,740.00

Visa Recap

Future Meeting Attendance Approval: None

On the motion of Director Paulson, seconded by Director Plaacido, and unanimously carried 5-0, the Consent Calendar was approved.

PRESENTATION

Financial Report for Fiscal Year 2024-2025

Christopher Brown from CJ Brown and Company CPAs presented the June 30, 2025 financial statements. The audit of the financial statements resulted in a clean opinion with no significant issues. Two accounting adjustments were noted: an OPEB liability calculation correction that reduced liability, and a construction-in-progress timing correction. Net position increased in the 2025 fiscal year by approximately \$5.1 million, to \$59.79 million due to operating activities. The District experienced decreased revenues but also decreased expenses compared to the previous year.

Delta Conveyance Project Update

Carrie Buckman from the California Department of Water Resources and Graham Bradner from the Delta Conveyance Design and Construction Authority presented an update on the Delta Conveyance Project. Key accomplishments in 2025 included an appellate court ruling that provides for geotechnical

work to resume, progress on the change in point of diversion process concerning water rights, launch of the basis of design report, and receipt of an incidental take permit. Current efforts focus on completing permits, updating cost-benefit analyses, and defining project accountability. The presenters reviewed the project's design refinements, which will result in significant cost savings and schedule improvements. The project continues to face legal challenges and strong opposition in Delta communities.

ACTION ITEMS

Amendment No. 7 Agreement for the Supply and Conveyance of Water between DWR and SGVMWD

General Manager Jose Reynoso presented the Yuba Accord amendment (as officially titled above), which provides an opportunity for the District to purchase additional water if it becomes available. The agreement would provide the District with a proportionate amount of available water as a base allocation with the potential for more water if other State Water Project contractors do not use their full available amounts under the amendment. Water costs vary from \$75/acre-foot in wet years to \$450/acre-foot in critical dry years. The agreement does take into consideration carriage losses.

On the motion of Director Eng, seconded by Director Paulson, and unanimously carried 5-0, the Participation in the Yuba Accord and request to review annually by the Board was approved.

2026 Legislative Priorities and Policy

Evelyn Reyes, External Affairs Manager, presented the proposed legislative priorities and policy principles for 2026. The document provides directions for staff to advocate key policy issues and would allow the General Manager to sign letters of support for aligned legislation without bringing each letter to the Board for approval. Controversial bills would still come to the Board for consideration.

On the motion of Director Eng, seconded by Director Paulson, and unanimously carried 5-0, the 2026 Legislative Priorities and Policy was approved.

INFORMATION ITEMS

EXTERNAL AFFAIRS UPDATE

External Affairs Report was included in the Agenda Packet.

Evelyn Reyes announced the Legislative Day scheduled for March 16 and the District's participation in the City of Alhambra Lunar New Year Festival on February 28.

REPORT ON BASIN MANAGEMENT

Director Placido reported that the Administrative Committee received a report on cyclic storage accounts but took no action. Kelly Gardner introduced Justin Nakano as the new Director of Water Resources for Watermaster and noted they are working to ensure accurate accounting of inputs and outputs for the cyclic storage agreements, with completion expected within two weeks. The

Administrative Committee also discussed the water resource development assessment and its relationship to water costs, as well as potentially rescinding support for the county water plan, which was tabled.

REPORT OF WQA

Director Paulson reported that the Federal budget signed recently includes funding for WQA to help fund cleanup of the Main Basin.

REPORT OF THE ATTORNEY

General Counsel Ciampa mentioned he has been monitoring legislation, and he has not seen many bills thus far that are problematic.

REPORT OF THE STATE WATER CONTRACTOR/GENERAL MANAGERS REPORT

The General Manager's Report was included in the Agenda Packet.

Jose Reynoso reported positive developments on the Golden Mussel control front. He mentioned that DWR will build a temporary and potentially permanent facility to introduce chemicals to mitigate the issue, with completion expected by May 3 or sooner. The County has agreed to allow water delivery to county facilities starting March 1. Additionally, the State Water Project allocation increased from 10% to 30%.

REPORT OF THE ASSISTANT GENERAL MANAGER

The Assistant General Manager's Report was included in the Agenda Packet.

Steve Kiggins reported the District is currently delivering 12 CFS to Covina Valley Water Company on behalf of Three Valleys. The Baldwin Park Key Well has seen a substantial increase, rising 17.1 feet since the last Board meeting. The District currently has 11,975 acre-feet to deliver this year based on the 30% allocation and carryover of water. He also reported on upcoming site visits at Devil Canyon with DWR engineers for the pilot treatment project and a job walk for the generator project. He noted that five additional generators are expected to be delivered this month.

COMMITTEE MEETING REPORTS

None.

DIRECTOR REPORTS ON EVENTS ATTENDED

None.

DIRECTORS' COMMENTS

None.

ADJOURNED

The meeting was adjourned at 9:45 a.m. The next Regular Board Meeting of the San Gabriel Valley Municipal Water District's Board of Directors will be on March 09, 2026, at 8:00 a.m.

Miles L. Prince
President

ATTEST:

Bruce H Knoles
Secretary

San Gabriel Valley Municipal Water District
Balance Sheet
As of February 28, 2026

	Feb 28, 26
ASSETS	
Current Assets	
Checking/Savings	
1001 · General Fund Bank of America	2,237,144.51
1002 · SWP Fund Account	4,607,802.54
1005 · Revolving Cash Fund	167,646.11
1008 · Petty Cash	442.00
1009 · LAIF	18,912,681.04
1009.01 · LAIF FMV Adjustment	18,419.33
1011 · UBS Resource Management Account	
1012 · Cash with Broker	27,804.54
1013 · Certificates of Deposit	10,030,276.12
1011 · UBS Resource Management Account - Other	1,736.05
Total 1011 · UBS Resource Management Account	10,059,816.71
1014 · UBS Accrued Interest	-41,997.57
Total Checking/Savings	35,961,954.67
Accounts Receivable	
1603 · Accounts Receivable	-5,733.74
Total Accounts Receivable	-5,733.74
Other Current Assets	
1606 · Interest Receivable	34,875.05
1620 · Prepaid Expenses	287,404.34
1660 · Water Inventory	2,091,641.18
Total Other Current Assets	2,413,920.57
Total Current Assets	38,370,141.50
Fixed Assets	
1701 · State Water Project Engineering	156,789.28
1701.1 · Accum Ammort - State Water Proj	-4,755,866.00
1702 · State Water Prj Wtr Cntrct Pmts	5,627,376.00
1750 · SCADA 2013	966,165.05
1750.1 · Accum Depreciaton - SCADA 13	-858,946.86
1801 · Pipeline	29,332,843.85
1801.1 · Accum Depreciation - Pipeline	-17,541,591.96
1840 · SCADA Telemetry	48,442.01
1840.1 · Accum Depreciation -SCADA	-15,942.98
1860 · Repaving	57,202.52
1860.1 · A/D Paving	-1,435.21
1861 · Computer	15,335.25
1861.1 · A/D Computers	-4,811.73
1862 · Safety - Protection	47,955.32
1862.1 · A/D Safety Project Assets	-3,194.04
1863 · SanDimas Hydro Deflec Batteries	35,595.25
1863.1 · A/D San Dimas Hydro	-16,608.16
1901 · Land	735,931.46
1902 · Buildings	2,404,626.42
1902.1 · Accum Depr - Buildings	-2,312,352.03
1904 · Furniture and Fixtures	183,038.15
1904.1 · Accum Depr - Furn and Fixtures	-139,974.92
1907 · Vehicles	394,227.88
1907.1 · Accum Depr - Vehicles	-213,709.02
1910 · Pipeline Misc Equipment	242,527.17
1910.1 · Accum Depr - Pipeline Misc Equi	-151,851.68
1920 · Construction in Process	212,575.13
1923 · Hydroelectric Facility San Dima	1,386,349.71
1923.1 · Accum Depr Hydro Elect San D	-112,948.85
1925 · Roof	70,375.47
1925.1 · A/D Roof	-24,332.16
Total Fixed Assets	15,763,790.32

San Gabriel Valley Municipal Water District
Balance Sheet
As of February 28, 2026

	Feb 28, 26
Other Assets	
1925.04 · Monterey Park ADV NR Discount	-322,824.00
1927.01 · Sierra Madre NR Discount	-115,711.00
1931 · City Of Monterey Park Loan 2021	3,200,000.00
1931.1 · Monterey Part Note Rec Short Te	400,000.00
1932 · City Of Sierra Madre 2020 Loan	1,890,000.00
1933 · City of Azusa 2024 Loan	3,400,000.00
1998.99 · Deferred Outflows -OPEB	836,335.00
1999.99 · 1999.Deferred Outflows of Res	795,201.00
Total Other Assets	10,083,001.00
TOTAL ASSETS	64,216,932.82
LIABILITIES & EQUITY	
Liabilities	
Current Liabilities	
Accounts Payable	
2001 · Accounts Payable	232,676.27
Total Accounts Payable	232,676.27
Other Current Liabilities	
2010 · Accrued Payroll - V&SL	423,014.75
24000 · Payroll Liabilities	-143.28
Total Other Current Liabilities	422,871.47
Total Current Liabilities	655,547.74
Long Term Liabilities	
1698.99 · Deferred Inflows- OPEB	3,624.00
1699.99 · Deferred Inflow of Resources	281,398.00
2209 · Other Post-Employment Benefits	2,384,472.98
2219.99 · Net Pension Liability	1,379,789.00
Total Long Term Liabilities	4,049,283.98
Total Liabilities	4,704,831.72
Equity	
2301 · Fund Balance	4,336,849.73
2302 · San Bernardino Contribution	1,781,730.83
2970 · Retained Earnings	52,391,763.88
2973 · Contribution Aid Capital	1,280,323.11
Net Income	-278,566.45
Total Equity	59,512,101.10
TOTAL LIABILITIES & EQUITY	64,216,932.82

San Gabriel Valley Municipal Water District

Income Statement - Actual vs. Budget

February 2026

	Feb 26	Budget	Jul '25 - Feb 26	YTD Budget	Annual Budget
Ordinary Income/Expense					
Income					
General Operations					
3002 · Property Tax Revenue	232,661.87	525,000.00	3,644,681.35	4,200,000.00	6,300,000.00
3003 · Water Sales	21,080.80	166,667.00	178,267.80	1,333,336.00	2,000,000.00
3004 · Interest Income	20,412.90	74,310.00	596,322.32	594,480.00	891,725.00
3005 · Ready to Serve Revenue	990.00	990.00	7,920.00	7,920.00	11,880.00
3006 · RDA Prop Tax Trust Fund Alloc	9,249.43	58,333.00	673,847.62	466,664.00	700,000.00
3008 · SBVMWD Pipeline Maintenance Rev	0.00	2,500.00	0.00	20,000.00	30,000.00
3016 · Unrealized Gain (Loss) on Inves	-5,517.60	-1,631.92	17,531.53	218,035.73	233,945.93
3022 · Realized Gain (Loss) on Investm	0.00		10,669.87		
Total General Operations	278,877.40	826,168.08	5,129,240.49	6,840,435.73	10,167,550.93
Power Revenue Sales					
3210 · Hydro Power Sales	0.00	7,500.00	44,087.40	60,000.00	90,000.00
Total Power Revenue Sales	0.00	7,500.00	44,087.40	60,000.00	90,000.00
Restricted Revenue - SWP					
3306 · Tax Revenue - State Water Proje	906,706.90	875,000.00	6,554,612.15	7,000,000.00	10,500,000.00
Total Restricted Revenue - SWP	906,706.90	875,000.00	6,554,612.15	7,000,000.00	10,500,000.00
Total Income	1,185,584.30	1,708,668.08	11,727,940.04	13,900,435.73	20,757,550.93
Gross Profit	1,185,584.30	1,708,668.08	11,727,940.04	13,900,435.73	20,757,550.93
Expense					
Hydro Expenses					
4402 · Salaries - Hydro	0.00	1,300.00	4,224.63	10,400.00	15,600.00
4403 · Hydro Maintenance Materials	0.00	2,083.00	4,199.91	16,664.00	25,000.00
4406 · Hydro So Cal Edison (8800)	357.01	833.00	3,586.97	6,664.00	10,000.00
Total Hydro Expenses	357.01	4,216.00	12,011.51	33,728.00	50,600.00
Restricted Expense					
4510 · State Project Expense	619,330.00	791,667.00	7,281,658.00	6,333,336.00	9,500,000.00
4511 · State Project Amortization	-8,034.00	8,083.00	-64,272.00	64,664.00	97,000.00
4591 · State Project Cost of Water Adj	0.00	9,404.00	-191,649.00	29,186.00	76,206.00
Total Restricted Expense	611,296.00	809,154.00	7,025,737.00	6,427,186.00	9,673,206.00
Riverside Facility					
4300 · Salaries - Riverside	621.44	833.00	6,476.60	6,664.00	10,000.00
4301 · Riverside Maintenance and Mater	220.43	1,250.00	1,823.89	10,000.00	15,000.00
Total Riverside Facility	841.87	2,083.00	8,300.49	16,664.00	25,000.00
Unrestricted G.O. Expenses					
4001 · Director Fees	3,600.00	5,000.00	26,400.00	40,000.00	60,000.00

San Gabriel Valley Municipal Water District
Income Statement - Actual vs. Budget
February 2026

	Feb 26	Budget	Jul '25 - Feb 26	YTD Budget	Annual Budget
4010 · Salaries- Administrative	25,854.80	53,542.00	548,908.89	428,336.00	642,500.00
4014 · Field Supervision	19,801.60	21,020.00	157,001.30	168,160.00	252,245.00
4020 · Salaries Office	18,856.61	19,746.00	148,928.12	157,968.00	236,950.00
4021 · External Affairs Wages	12,326.40	13,328.00	102,338.52	106,624.00	159,937.00
4022 · Part Time Employee	0.00	0.00	0.00	0.00	0.00
4023 · External Affairs Specialist	6,920.00	7,496.00	54,971.20	59,968.00	89,952.00
4027 · Office Supplies - Equipment Mai	2,012.32	3,667.00	25,593.18	29,336.00	44,000.00
4029 · Election Expenses	0.00		0.00	0.00	0.00
4031 · Legal Services	5,760.00	4,167.00	30,674.58	33,336.00	50,000.00
4032 · State Water Contract Services	0.00	3,917.00	21,706.65	31,336.00	47,000.00
4033 · Public Relations	20,632.38	11,250.00	68,421.04	90,000.00	135,000.00
4034 · Governmental Relations Consulti	8,000.00	8,167.00	66,041.39	65,336.00	98,000.00
4035 · Consulting & Engineering Expens	7,342.31	83,333.00	126,150.09	666,664.00	1,000,000.00
4036 · Medicare Tax Expense	1,663.82	2,000.00	18,246.50	16,000.00	24,000.00
4039 · PERS - Retirement Expenses	17,746.10	36,405.00	272,941.87	291,240.00	436,861.00
4039.99 · GASB 68 Contra Income Adj Acct	0.00	0.00	0.00	0.00	0.00
4040 · Social Security Tax Expense	7,114.16	7,294.00	63,283.83	58,352.00	87,528.00
4041 · State Compensation Fund	2,126.74	2,167.00	16,758.84	17,336.00	26,000.00
4042 · State Unemployment Insurance Ta	58.88	146.00	1,360.14	1,168.00	1,750.00
4043 · Health Insurance Expense	0.00	38,562.00	272,402.65	308,496.00	462,741.00
4044 · Dental/ Vision Benefit Expense	10,404.47	7,500.00	58,619.66	60,000.00	90,000.00
4045 · Insurance - Liability, Casualty	0.00	6,450.00	50,329.66	51,600.00	77,403.00
4046 · Blue Cross Employee Reimburseme	4,210.63	7,500.00	74,564.88	60,000.00	90,000.00
4048 · Life Insurance	0.00	420.00	2,737.85	3,360.00	5,040.00
4050 · Dues and Associations	2,372.00	8,333.00	65,411.76	66,664.00	100,000.00
4051 · Travel and Conferences -Dir	3,491.52	2,083.00	12,809.06	16,664.00	25,000.00
4052 · Publications and Periodicals	0.00	25.00	0.00	200.00	300.00
4053 · State Water Contractors Audit	0.00	917.00	11,351.00	7,336.00	11,000.00
4054 · Financial Audit Expense	0.00	1,667.00	19,997.64	13,336.00	20,000.00
4055 · Travel & Conference -Staff	4,535.83	2,500.00	19,547.40	20,000.00	30,000.00
4057 · Taxes - Annual Fee	0.00	5,667.00	66,690.09	45,336.00	68,000.00
4058 · Tax Collection Fees	0.00	3,458.00	5,625.32	27,664.00	41,500.00
4059 · Property Tax Expense	0.00	71.00	830.91	568.00	850.00
4060 · Telephone Expense	2,728.20	2,500.00	18,752.06	20,000.00	30,000.00
4061 · Utilities - Gas, Electric, and	1,752.04	2,000.00	14,039.29	16,000.00	24,000.00
4063 · Safety Program	101.14	1,667.00	2,049.76	13,336.00	20,000.00
4065 · Water Conservation/Rebates Prog	912.50	14,583.00	23,274.50	116,664.00	175,000.00
4067 · OPEB -Other Post Employment Ben	23,333.33	65,000.00	639,999.98	520,000.00	780,000.00
4090 · SWP Transportation Cost	0.00	187,500.00	1,646,749.79	1,500,000.00	2,250,000.00
4093 · Uniform and Material Rentals	285.84	333.00	2,390.14	2,664.00	4,000.00
4095 · Vehicle Maintenance, Operating	2,005.11	2,917.00	26,848.74	23,336.00	35,000.00
4096 · Communication Expense	320.00	2,860.00	6,877.87	22,880.00	34,320.00
4099 · Facility Maintenance	2,536.47	4,000.00	36,596.29	32,000.00	48,000.00
4100 · Salaries - Field Workers	26,763.84	32,520.00	208,685.90	260,160.00	390,234.00
4108 · Grounds Maintenance and Materia	2,154.00	3,750.00	26,189.14	30,000.00	45,000.00

San Gabriel Valley Municipal Water District
Income Statement - Actual vs. Budget
February 2026

	Feb 26	Budget	Jul '25 - Feb 26	YTD Budget	Annual Budget
4112 · Depreciation Expense	-53,519.00	0.00	-428,152.00	0.00	0.00
4113 · Pipeline Maintenance & Material	27.68	8,333.00	24,884.83	66,664.00	100,000.00
4114 · SCADA Maintence	9,115.00	1,667.00	18,718.40	13,336.00	20,000.00
4120 · Grants	208,573.18	452,500.00	281,465.58	3,620,000.00	5,430,000.00
Total Unrestricted G.O. Expenses	411,919.90	1,149,928.00	4,960,014.29	9,199,424.00	13,799,111.00
4067.99 · GASB 75 Contra Income Expense -	0.00	0.00	0.00	0.00	0.00
66000 · Payroll Expenses	0.00		443.20	2,173.80	2,173.80
66900 · Reconciliation Discrepancies	0.00	0.00	0.00	0.00	0.00
Total Expense	1,024,414.78	1,965,381.00	12,006,506.49	15,679,175.80	23,550,090.80
Net Ordinary Income	161,169.52	-256,712.92	-278,566.45	-1,778,740.07	-2,792,539.87
Other Income/Expense					
Other Expense					
4700 · Interest Expense	0.00		0.00	0.00	0.00
6001 · COVID-19 Expense	0.00		0.00		
Total Other Expense	0.00		0.00	0.00	0.00
Net Other Income	0.00		0.00	0.00	0.00
Net Income	161,169.52	-256,712.92	-278,566.45	-1,778,740.07	-2,792,539.87

SAN GABRIEL MUNICIPAL WATER DISTRICT

REVOLVING FUND RECAP

February 19, 2026

Check No.	Date	Description	Amount
12867-12870	02/19/26	Payroll Expense	\$ 36,179.99
EFT	02/19/26	Payroll Expense - PERS	\$ 10,444.81
Wires	02/19/26	Federal & State Payroll Taxes	\$ 21,465.14
EFT	02/19/26	State Compensation Ins	\$ 2,126.74
12871	02/19/26	Frontier	\$ 769.30
12872	02/19/26	SCE	\$ 754.96
12873	02/19/26	Azusa Light & Water	\$ 965.97
<i>February 19, 2026 GRAND TOTAL DISBURSEMENTS.....</i>			<u>\$ 72,706.91</u>

REVOLVING FUND RECAP

March 05, 2026

Check No.	Date	Description	Amount
12874-12878	03/05/26	Payroll Expense	\$36,856.11
Wires	03/05/26	Federal & State Payroll Taxes	\$21,590.98
EFT	03/05/26	Payroll Expense - PERS	\$10,444.81
12879	03/05/26	SCE	\$357.01
12880	03/05/26	The Gas Company	\$31.11
12881	03/05/26	Verizon Wireless	\$613.69
<i>March 05, 2026 GRAND TOTAL DISBURSEMENTS.....</i>			<u>\$69,893.71</u>

REVOLVING FUND RECAP

March 09, 2026

Check No.	Date	Description	Amount
12882	03/09/26	Bruce H Knoles	\$1,653.62
12883	03/09/26	Mark R Paulson	\$1,092.60
12884	03/09/26	Michael F Eng	\$1,456.24
Wires	03/09/26	Federal & State Payroll Taxes	\$1,041.54
<i>March 09, 2026 GRAND TOTAL DISBURSEMENTS.....</i>			<u>\$5,244.00</u>

San Gabriel Valley Municipal Water District
Transactions by Account
As of February 28, 2026

03/05/26

Accrual Basis

Type	Date	Num	Name	Amount
1001 · General Fund Bank of America				
Bill Pmt -Check	02/10/2026	EFT	BeniComp (Corp)	-510.01
Bill Pmt -Check	02/12/2026	EFT	BeniComp (Corp)	-2,019.24
Bill Pmt -Check	02/18/2026	EFT	BeniComp (Corp)	-1,358.25
Bill Pmt -Check	02/19/2026	EFT	BeniComp (Corp)	-370.47
Bill Pmt -Check	02/24/2026	EFT	BeniComp (Corp)	-134.27
Bill Pmt -Check	02/24/2026	EFT	BeniComp (Corp)	-359.52
Bill Pmt -Check	02/25/2026	EFT	BeniComp (Corp)	-4,743.20
Bill Pmt -Check	02/26/2026	EFT	BeniComp (Corp)	-928.48
Bill Pmt -Check	02/23/2026	45756	Alliance Communication Service...	-130.00
Bill Pmt -Check	02/23/2026	45757	Axis Pest & Termite Solutions	-425.00
Bill Pmt -Check	02/23/2026	45758	Azusa Light & Water (Utilities De...	-701,670.25
Bill Pmt -Check	02/23/2026	45759	Brian Wood Automotive (Corp)	-125.77
Bill Pmt -Check	02/23/2026	45760	Cash Revolving Fund	-70,000.00
Bill Pmt -Check	02/23/2026	45761	Cintas	-142.92
Bill Pmt -Check	02/23/2026	45762	Dunn-Edwards Corporation	-149.07
Bill Pmt -Check	02/23/2026	45763	Eco Promotional Products, Inc.	-14,126.79
Bill Pmt -Check	02/23/2026	45764	ExxonMobil	-1,857.26
Bill Pmt -Check	02/23/2026	45765	Frontier	-106.27
Bill Pmt -Check	02/23/2026	45766	Grainger (Corp)	-17.68
Bill Pmt -Check	02/23/2026	45767	HighRoad Information Technolog...	-4,826.31
Bill Pmt -Check	02/23/2026	45768	Hortie-Van Innovations Mfg Co.	-325.04
Bill Pmt -Check	02/23/2026	45769	Lagerlof, LLP (Atty)	-5,760.00
Bill Pmt -Check	02/23/2026	45770	Linda Flowers-Armour	-4,440.00
Bill Pmt -Check	02/23/2026	45771	LOWES	-176.81
Bill Pmt -Check	02/23/2026	45772	Primo Brands	-95.93
Bill Pmt -Check	02/23/2026	45773	Public Water Agencies Group (P...	-6,211.20
Bill Pmt -Check	02/23/2026	45774	SCE	-26.51
Bill Pmt -Check	02/23/2026	45775	Sierra Madre Chamber of Comm...	-1,000.00
Bill Pmt -Check	02/23/2026	45776	SmartSights Technologies, LLC	-2,580.00
Bill Pmt -Check	02/23/2026	45777	Spectrum Enterprise	-239.99
Bill Pmt -Check	02/23/2026	45778	Verizon Wireless (M2M)	-862.05
Bill Pmt -Check	02/23/2026	45779	Walters Wholesale Electric Co	-998.97
Bill Pmt -Check	02/23/2026	45780	Wells Fargo Vendor Fin Serv	-429.09
Bill Pmt -Check	02/23/2026	45781	Grainger (Corp)	-25.59
Bill Pmt -Check	02/23/2026	45782	Meier Enterprises Inc	-1,729.00
Total 1001 · General Fund Bank of America				-828,900.94
TOTAL				-828,900.94

San Gabriel Valley Municipal Water District
Transactions by Account
As of March 9, 2026

03/05/26

Accrual Basis

Type	Date	Num	Name	Amount
1001 · General Fund Bank of America				
Bill Pmt -Check	03/03/2026	EFT	BeniComp (Corp)	-296.40
Bill Pmt -Check	03/09/2026	45783	ACWA JPIA Medical/Life	-42,999.89
Bill Pmt -Check	03/09/2026	45784	Applied Technology Group, Inc.	-320.00
Bill Pmt -Check	03/09/2026	45785	Athens (Corporation)	-636.49
Bill Pmt -Check	03/09/2026	45786	BOA-Visa	-8,000.23
Bill Pmt -Check	03/09/2026	45787	Bruce H Knoles (Expense)	-94.25
Bill Pmt -Check	03/09/2026	45788	California Advocates, Inc. (Corp)	-8,000.00
Bill Pmt -Check	03/09/2026	45789	California Underground Facilities	-94.32
Bill Pmt -Check	03/09/2026	45790	Cash Revolving Fund	-70,000.00
Bill Pmt -Check	03/09/2026	45791	Cintas	-244.06
Bill Pmt -Check	03/09/2026	45792	City of Monterey Park2	-50,000.00
Bill Pmt -Check	03/09/2026	45793	City Sierra Madre	-156,027.89
Bill Pmt -Check	03/09/2026	45794	DigAlert (Corporation)	-242.20
Bill Pmt -Check	03/09/2026	45795	Evelyn Reyes	-197.09
Bill Pmt -Check	03/09/2026	45796	Frontier	-147.44
Bill Pmt -Check	03/09/2026	45797	Glendora Trophy & Engraving Co.	-44.30
Bill Pmt -Check	03/09/2026	45798	HighRoad Information Technolog...	-2,516.00
Bill Pmt -Check	03/09/2026	45799	Isabella Muro.	-4.35
Bill Pmt -Check	03/09/2026	45800	Mark Paulson (Expense)	-1,172.86
Bill Pmt -Check	03/09/2026	45801	Michael F Eng (Expense)	-55.10
Bill Pmt -Check	03/09/2026	45802	Mission ACE Hardware (Corp)	-276.76
Bill Pmt -Check	03/09/2026	45803	Petty Cash	-183.27
Bill Pmt -Check	03/09/2026	45804	RR Franchising, Inc DBA. Vangu...	-895.00
Bill Pmt -Check	03/09/2026	45805	Securitas Technology Corporation	-692.40
Bill Pmt -Check	03/09/2026	45806	SoCal SCADA Solutions LLC	-6,535.00
Bill Pmt -Check	03/09/2026	45807	Special Service for Groups Inc	-1,045.29
Bill Pmt -Check	03/09/2026	45808	US Postal Service	-156.00
Bill Pmt -Check	03/09/2026	45809	Water Wise Consulting, Inc	-912.50
Bill Pmt -Check	03/09/2026	45810	Wells Fargo Vendor Fin Serv	-279.09
Bill Pmt -Check	03/09/2026	45811	Wyland Foundation	-6,000.00
Bill Pmt -Check	03/09/2026	45812	Cash Revolving Fund	-70,000.00
Total 1001 · General Fund Bank of America				-428,068.18
TOTAL				-428,068.18

SAN GABRIEL MUNICIPAL WATER DISTRICT

SWP FUND RECAP

February 26, 2026

Check No.	Date	Description	Amount
1027	02/23/26	DWR	\$ 619,330.00
<i>February 23, 2026</i>		<i>Total Amount</i>	<u><u>\$ 619,330.00</u></u>

VISA RECAP
JANUARY 21 , 2026 - FEBRUARY 20, 2026

DATE	GL/ACCT	NAME OF GL/ACCT	REFERENCE	Description	Charged Amount		
1/21/26	4027	Office Supply	State & Federal Poster	2026 California Employment Poster	\$51.41	4027	\$941.18
1/21./26	4055	Staff-ER	SGVWA	Quarterly membership meeting	\$30.00	4055	\$4,334.39
1/21/26	4055	Staff-JR,SK,ER	Eventbrite	Three Valleys MWD Feb Leadership Breakfast	\$117.57	4051	\$2,169.31
1/21/2026	4027	Office Supply	Amazon	TetherBoost USB-C	\$132.83	4113	\$27.68
1/21/26	4051	Director-MPrince	WaterReuse	2026 Symposium 3/8-3/11	\$1,350.00	4033	\$505.59
1/26/26	4055	Staff-ER	ACWA	Legislative Symposium registration 2/11	\$385.00	4095	\$22.08
1/26/26	4055	Staff-ER	Southwest	Airfare to SAC 4/7	\$562.80	Total	\$8,000.23
1/26./26	4055	Staff-ER	Southwest	Airfare to SAC 2/11	\$636.80		
1/27/26	4051	Director-Bknoles	AGWT	2026 Cal Water Well Workshop 2/17	\$225.00		
1/28/2026	4027	Office Supply	Zoom	monthly fee	\$10.96		
1/28/2026	4027	Office Supply	Constant Contact	Email services	\$86.00		
1/28/2026	4113	Pipeline	HomeDepot	Porter-Cable	\$27.68		
1/29/26	4027	Office Supply	Staples	Kitchen supplies	\$43.62		
1/30/26	4027	Office Supply	Staples	Office supplies	\$275.40		
1/30/26	4027	Office Supply	Staples	Office supplies	\$21.01		
2/01/26	4027	Office Supply	Google	Workspace monthly	\$151.20		
2/3/26	4027	Office Supply	Intuit	QB Payroll monthly fee	\$91.00		
2/2/2026	4055	Staff-JR	Clearmans Galley	Work lunch w/ Dir Paulson	\$47.59		
2/3/2026	4051	Director-Bknoles	SGVWA	Quarterly breakfast meeting 2/12	\$30.00		
2/5/26	4051	Director-ME, Mpaulson	Alahambra Chamber of Commerce	Leadership luncheon 2/12	\$62.50		
2/5.26	4055	Staff-JR,ER	Alahambra Chamber of Commerce	Leadership luncheon 2/13	\$62.50		
2/4/26	4051	Director-MPrince	Southwest	Airfare to SAC 3/16	\$426.81		
2/5/26	4055	Staff-JR	Emmi's Sierra Madre	Work lunch w/ Dir Prince	\$28.80		
2/5/26	4055	Staff-JR	Jakes Road House	Work lunch with Dir.Eng & Ereyes	\$99.81		
2/9/26	4055	Staff-JR	Eventbrite	Lunch leadership w/ ASM J Harabedian 3/6	\$75.00		
2/9/26	4051	Director-MEng	Eventbrite	Lunch leadership w/ ASM J Harabedian 3/6	\$75.00		
2/10/26	4027	Office Supply	Apple.com	Icloud-SK	\$2.99		
2/9/26	4027	Office Supply	Almazan Bakery	Breakfast for Board meeting	\$20.80		
2/12/26	4055	Staff-Alu	Southwest	Airfare to SAC 3/16	\$509.81		
2/14/26	4055	Staff-JR	Southwest	Airfare to SAC 2/17-2/18	\$374.40		
2/14/26	4055	Staff-JR	Southwest	Airfare from SAC 2/19	\$327.40		
2/17/26	4055	Staff-JR	Citizen Hotel	Hotel - SAC 2/17-2/19	\$618.32		
2/17/26	4027	Office Supply	Zoom	monthly fee	\$50.97		
2/18/26	4033	Public Relations	Sticker Giant	Stickers for Community giveaways	\$505.59		
2/18/26	4095	Vehicle Maint.	Amazon	Meguiars Ultimate Waterless Wash/Wax	\$22.08		
2/18/26	4027	Office Supply	Apple.com	Icloud-ER	\$2.99		
2/19/26	4055	Staff-JR	Lyft	Ride fee SAC 2/17	\$24.96		
2/19/26	4055	Staff-JR	The Citizen Hotel	Lunch SAC 2/18	\$38.63		
2/18/26	4055	Staff-ER	CSDA	2026 Special District Legislative 4/7-4/8	\$395.00		
				Total Amount	\$8,000.23		

TO: Honorable President Miles Prince and Members of the Board

FROM: Evelyn Reyes

REVIEWED BY: Jose Reynoso

DATE: March 9, 2026

SUBJECT: Per-Diem Conferences and Meetings for Calendar Year 2026

STAFF RECOMMENDATION

That the Board of Directors:

1. Approve the revised list of authorized conferences, meetings, and events for which Directors and designated staff may receive per diem compensation and expense reimbursement during calendar year 2026, consistent with the District's Administrative Code and Board policy. Several conference dates have been corrected to address a clerical error.
2. Approve the addition of the American Ground Water Trust (AGWT) New Mexico Groundwater Conference (July 14–15, 2026) and the AGWT Water Well Workshop (July 16, 2026), both in Albuquerque, New Mexico, to the approved Per Diem Conferences and Meetings list for calendar year 2026, at the request of Director Bruce Knoles.

SUMMARY

Director Knoles has requested approval to attend the American Ground Water Trust (AGWT) New Mexico Groundwater Conference, to be held July 14–15, 2026, and the AGWT Water Well Workshop on July 16, 2026, both in Albuquerque, New Mexico.

The conference will focus on groundwater issues and will bring together scientists, engineers, water managers, regulators, attorneys, and policymakers to discuss groundwater, water rights and governance, groundwater modeling and monitoring, water quality concerns (including PFAS and produced water), climate change impacts, sustainable management strategies, groundwater basin recharge, and regional conservation efforts.

ENVIRONMENTAL (CEQA)

NA

STRATEGIC PLAN CORRELATION

This item implements existing Board policy and practice regarding per-diem authorization and expense reimbursement for attendance at approved meetings.

FISCAL IMPACT

Per-diem compensation and travel expenses associated with attendance at approved conferences and meetings are included in the adopted Fiscal Year 2025-26 and proposed Fiscal Year 2026-27 budgets. Actual costs will depend on attendance, travel requirements, and event locations and will be monitored and reported consistent with District financial policies.

PUBLIC NOTICE

This item has been noticed through the regular agenda notification process. Copies of this report can be accessed on the District's website at sgvmwd.com

ATTACHMENTS:

Per-Diem Conferences for 2026



2026 New Mexico Groundwater Conference

2026 New Mexico Groundwater Conference

[Register Now](#)

[Exhibit/Spons
or Now](#)

The objective of this American Ground Water Trust Conference is to discuss groundwater issues specific to New Mexico and to facilitate information sharing among landowners, groundwater end-users, regulators, management agencies, scientists, engineers, lawyers and citizens who have economic or environmental interests in water resources.

Program to be submitted for NM Attorneys, NM Water and Wastewater Utility Operators/Board Members and NM Water Well Drillers

Groundwater Champions

Event Details

Start:

July 14 @ 8:20 am

End:

July 15 @ 4:00 pm

Conference Program
coming soon!

2026 New Mexico Water Well Workshop

2026 New Mexico Water Well Workshop

The objective of American Ground Water Trust workshops is to provide practical, cost effective solutions and information to help maximize economic return on pumped groundwater. Attendees will have the opportunity to learn about water well drilling methodology selection, well design, and well rehabilitation.

Program to be submitted for Water Well Drillers and New Mexico Water and Wastewater Utility Operators/Board Members

Groundwater Champions

Register Now

Exhibit/Spons
or Now

Event Details

Date:

July 16

Time:

8:30 am - 4:30 pm

Conference Program
coming soon!



Download
Exhibitor/Sponsorship
Booklet

Registration Prices
coming soon!

Venue

State Bar of New Mexico

5121 Masthead NE
Albuquerque, NM 87109
United States

2026 Conference Sponsors

2026 Conference Exhibitors

Airburst Technology
Cotey Chemical
Custom Pipe
Haliburton – Baroid IDP
Hydro Resources
Johnson Screens
Neptune and Company
Roscoe Moss Company

Share This Story,
Choose Your Platform!



M E M O R A N D U M

TO: Board of Directors
FROM: Jose Reynoso, General Manager
DATE: March 09, 2026 (Revised)
SUBJECT: Per-Diem Conferences for 2026

<u>ACWA</u> acwa.com		
Spring	May 5-7	Sacramento, CA
Fall	Dec 1-3	Anaheim, CA
Legislative Symposium	Feb 11	Sacramento, CA
DC Annual	Feb 24-26	Washington D. C.
<u>AWWA</u> awwa.org		
ACE 26 Annual Conference	Jun. 21-24	Washington, DC
AWWA Water Infrastructure	Aug 30-Sep 2	Indianapolis, IN
<u>CA-NV Section</u> ca-nv-awwa.org		
Water Conference of the West	April 6-9	San Diego, CA
Fall Conference	TBA	
<u>OTHERS</u>		
Pipelinesconference.org		
UESI Pipeline Conference	Aug 1-5	Detroit, MI
csda.net		
CSDA Annual Conference	Aug 24-27	Palm Desert, CA
AGWA-AGWT Annual Conf.	Feb 18-19	Ontario, CA
socalwater.org		
Quarterly Meeting	Jan 23, May1, July 24	Santa Anita Park, Arcadia
Annual Meeting & Dinner	Oct 22	TBA
Urban Water Institute Urbanwater.com		
Spring	Feb 25-27	Indian Wells, CA
Annual Conference	Aug 19-21	San Diego, CA
San Gabriel Valley Economic Partnership	TBA	All Directors
San Gabriel Valley Water Association	Quarterly luncheon meetings, Annual BBQ	All Directors
Alhambra Education Foundation Awards Dinner and Gala		TBA
Garvey Education Foundation Gala		TBA

January 12, 2026

2026 California Water Law Symposium San Gabriel Valley Civic Alliance Awards Lunch	Jan 24 TBA	San Francisco, CA TBA
CORO Water Conference	TBA	TBA
Orange County Water Summit	TBA	TBA
WELL 2026 Annual Conference	TBA	TBA
WaterSmart Innovation Conference	Oct 21-23	Portland, Or
Three Valleys Leadership Breakfast	Qtrly	Kellogg West Conference Center
Council for Watershed Health	All Events	
Intl. LGBTQ Leaders Conference	TBA	TBA
CA Water Data Collaborative	All Events	
Climate Resolve	TBA	TBA
SCAG 2026 Regional Conf	May 7-8	JW Marriott Desert Springs, CA
CSDA: Special District Leadership Academy	May 11-4 Sep 13-16	San Diego, CA SLO, CA
CSDA: Special District Legislative Days	April 7	Sacramento, CA
Allianceforwaterefficiency.org Water Efficiency and Conservation Symposium 2026 Water Reuse Symposium	Aug 4-6 TBA	Chicago, IL TBA
Water Quality Association Convention & Exposition	Apr 28-30	Miami Beach, FL
Rogue Water Lab: Catalyst	TBA	TBA

**Dates may be subject to change.*

Approved By Minute Order

All travel expenses incurred by the General Manager, or his authorized staff representative to attend any Department of Water Resources (DWR) or State Water Contractors (SWC) meetings are considered part of his job description and are authorized by the Board of Directors.

Administrative Code 2-2.501(b) – Several organizations provide services and information beneficial to the District, and directors are also authorized to receive compensation and expense reimbursement for attendance at meetings of any such organization the District maintains membership or participation.

TO: Honorable President Miles Prince and Members of the Board

FROM: Jose Reynoso, General Manager

DATE: March 9, 2026

SUBJECT: **Exercise of Two Optional One-Year Extensions – Professional Auditing Services with C.J. Brown & Company, CPAs**

STAFF RECOMMENDATION

That the Board of Directors authorize the General Manager to exercise the two optional one-year extensions for Fiscal Years 2026 and 2027 under the existing Professional Services Agreement with C.J. Brown & Company, CPAs.

BACKGROUND

In 2023, the District issued a Request for Proposals for independent auditing services. No firms responded to the RFP. District staff subsequently contacted multiple qualified firms directly, including the incumbent auditor at the time, and were informed that firms were unable to accept additional governmental audit engagements due to staffing and workload limitations. The District's prior independent auditor was Moss, Levy & Hartzheim, LLP, as reflected in the FY 2022 Annual Financial Report.

Staff contacted C.J. Brown & Company who then submitted a proposal to provide auditing services for a three-year term (FY 2023 through FY 2025), which included two optional one-year extensions for FY 2026 and FY 2027. The Board approved the initial three-year agreement, consistent with District policy, which requires that at least every three years the Board determine whether to solicit requests for qualifications for professional services

The optional years were pre-priced as part of the original proposal.

DISUSSION

Compliance with District Policy

Section 3-7.107(a) of the District's Administrative Code requires that at least every three years the Board determine whether to solicit qualifications for professional services.

The policy requires evaluation at the three-year mark; it does not mandate automatic re-solicitation or auditor replacement.

This staff report provides the Board the opportunity to make that determination.

Auditor Rotation Standards and Best Practices

Under standards of the American Institute of Certified Public Accountants (AICPA), the lead audit engagement partner must rotate after five consecutive years of service, followed by a cooling-off period. This requirement applies to the individual partner, not the audit firm.

Similarly, Government Auditing Standards issued by the U.S. Government Accountability Office require independence safeguards and partner rotation but do not mandate firm rotation.

The Government Finance Officers Association recommends periodic evaluation and competitive procurement at appropriate intervals, typically through multi-year agreements with optional extensions, but does not recommend automatic firm replacement at three-year intervals. In fact, frequent auditor changes can increase costs and reduce efficiency due to loss of institutional knowledge.

Accordingly, exercising the optional extensions is consistent with national professional standards and recognized governmental best practices.

Market Conditions

The District's 2023 RFP yielded no responses. Direct outreach to qualified firms resulted in consistent feedback that firms lacked capacity to perform additional public agency audits.

The optional Fiscal Years 2026 and 2027 were pre-priced as part of the original proposal.

Recent Auditor Transition

The District transitioned auditors beginning with the FY 2023 audit. Frequent auditor changes absent performance concerns can result in:

- Increased first-year audit costs
- Expanded testing and documentation requests
- Additional staff workload
- Loss of institutional knowledge
- Risk of reporting delays

The District has not identified any performance deficiencies with C.J. Brown & Company that would warrant another transition at this time.

Staff Development and Operational Stability

The District has recently hired a new Accounting Specialist. Maintaining continuity with the current audit firm for two additional fiscal years will allow the new staff member to complete multiple audit cycles with a consistent audit team, improving internal coordination, audit readiness, and overall financial reporting stability.

This approach supports institutional continuity while preserving the Board's ability to re-evaluate the market at the conclusion of the optional term.

ENVIRONMENTAL (CEQA)

N/A

STRATEGIC PLAN CORRELATION

N/A

FISCAL IMPACT

Audit services will be included in the proposed 2026/27 budget. Exercising the optional years maintains the previously negotiated fee structure

PUBLIC NOTICE

+

This item has been noticed through the regular agenda notification process. Copies of this report can be accessed on the District's website at sgvmwd.com

ATTACHMENTS:

1. Request For Proposal for Professional Auditing Services

San Gabriel Valley Municipal Water District

Cost Proposal to Provide Professional Auditing Services


For the Years Ending
June 30, 2023 through 2025
and Optional Years
June 30, 2026 and 2027

Christopher J. Brown CPA, CGMA
Jonathan P. Abadesco, CPA

10805 Holder Street, Suite 150
Cypress, California 90630

5051 Canyon Crest Drive, Suite 203
Riverside, California 92507


Phone: (657) 214-2307



C.J. Brown & Company, CPAs
An Accountancy Corporation




**Certified
Public
Accountants**



**Consultants
& Advisors**





C.J. Brown & Company CPAs
An Accountancy Corporation

Christopher J. Brown, CPA, CGMA
Jonathan Abadesco, CPA
Jeffrey Palmer

Cypress Office:
10805 Holder Street, Suite 150
Cypress, California 90630
(657) 214-2307

Riverside Office:
5051 Canyon Crest Drive, Suite 203
Riverside, California 92507
(657) 214-2307

April 28, 2023

San Gabriel Valley Municipal Water District
RE: Professional Auditing Services
1402 N. Vosburg Drive
Azusa, CA 91702
ATTN: Mr. Darin Kasamoto

Re: Request for Proposal for Professional Auditing Services

Dear Mr. Kasamoto:

Based on our understanding of the San Gabriel Valley Municipal Water District's (District) requirements, our total all-inclusive maximum fee for all services requested at our discounted rates for the fiscal year ending June 30, 2023, will be **\$17,965**. This fee is based on our understanding of the District's audit requirements.

Assuming there is no substantial change in the District's activities and operations, our all-inclusive maximum price for the fiscal years ending June 30, 2024 and 2025, and two additional one-year fiscal years (optional fiscal years) ending June 30, 2026, and 2027, will be **\$17,965**, **\$17,965**, **\$18,850**, and **\$18,850**, respectively.

Our estimate for out-of-pocket expenses may not be utilized in total to the amount estimated. Again, these fees are based on the estimated costs to complete the audit. The components of this audit services fee proposal and out-of-pocket costs for the fiscal years ending June 30, 2023 through 2025, and optional fiscal years 2026 and 2027, are itemized in the attached Exhibits.

Our maximum not-to-exceed fee proposal is contingent upon our understanding of your requirements and the assistance we require as noted in our original audit technical proposal.

Additional services not included in this proposal will be based on our discounted billing rates based on the level of experience required. We would execute a separate contract for these services if they are requested by the District.

I am authorized to make representations for C.J. Brown & Company CPAs and am duly authorized to sign a contract with the District.

Christopher J. Brown, CPA CGMA

April 28, 2023

Date

Exhibit I – Proposed Hours and Our Fees

Proposed Hours and Our Fees

We anticipate that, for the fiscal years ending June 30, 2023, through 2025, and optional fiscal years 2026 and 2027, the audit of the District will approximate 150 hours by major area, are summarized as follows:

Audit Steps	Break out of Audit Hours			Total
	Partners	Mgr/Sup	Staff	
Planning	5	5	15	25
Controls Testwork	5	15	25	45
Substantive Testwork	5	20	30	55
Reporting	5	10	10	25
	20	50	80	150

As shown above, we expect approximately 47% of engagement hours to come from Partners, Managers, and Supervisors assigned to the engagement in fiscal year 2023 through 2025, and optional fiscal years 2026 and 2027, respectively.

Working on the premise that we will be provided with a year-end trial balance, along with an audit package of reconciled balances and supporting schedules of all balance sheet accounts, we expect to perform the audit of the District at fees as stated in the attached Exhibit II -Schedule of Professional Fees on Page 3 for the fiscal years ending June 30, 2023 through 2025, and optional fiscal years 2026 and 2027, respectively.

Our fees are based on the product of the time spent on the engagement and the billing rates of the individuals assigned, plus out-of-pocket costs (such as, report reproductions, typing, postage, travel, copies, telephone, etc.). We will obtain the assistance of the District's personnel to the extent possible and otherwise endeavor to keep these charges to a minimum. We will submit progress billings monthly to your office as our work progresses, which will be due and payable thirty days from the date of the invoice. Based upon the present size and scope of the activities of the District, we expect to perform the services enumerated above at our hourly rates. Our hourly rates vary according to the degree of responsibility involved and the experience level of the personnel assigned to the audits. We have provided a breakdown of our current hourly rates, which would apply to this engagement on the attached Exhibit III - Schedule of Fees By Hours on Page 4 through 6 of this cost proposal.

In accordance with Firm policies and the Office of Management and Budget Circular A-128 and Firm Policies, we will maintain our work papers for at least seven years and make them available to the District, state agencies, the General Accounting Office, and other parties upon the direction of the District.

We want the Board to understand that we will provide any assistance and answer any questions that the District's staff or members of the Board may have when they arise for the entire duration of our contract. We find it important to stay abreast of the District's activities and accounting issues during the entire engagement.

We would like to thank you and the Board for the opportunity to submit a proposal for the auditing services of the District. Because of our experience in special districts and our interest in the District, we will provide you with assistance in your operations as well as meet the audit needs of the organization. We will also continually make recommendations on these and other matters that come to our attention. We are proud of the professional services we provide and encourage you to make inquiries to any of our clients about their satisfaction with our services and the quality of our staff.

Exhibit II – Schedule of Professional Fees

Fees By Fiscal Year	Audit Fees			Other Items		Total All-Inclusive Maximum Price
	Audit Service Fees	Out-of-Pocket Expenses	Total Audit Maximum	Financial Transactions Report	Agreed-Upon Procedure Travel Exp.	
Fiscal Year 2023	\$ 16,200	300	16,500	625	840	17,965
Fiscal Year 2024	\$ 16,200	300	16,500	625	840	17,965
Fiscal Year 2025	\$ 16,200	300	16,500	625	840	17,965
Total Fees by Fiscal Year	<u>48,600</u>	<u>900</u>	<u>49,500</u>	<u>1,875</u>	<u>2,520</u>	<u>53,895</u>
Optional Fiscal Years						
Fiscal Year 2026	\$ <u>16,950</u>	<u>350</u>	<u>17,300</u>	<u>650</u>	<u>900</u>	<u>18,850</u>
Fiscal Year 2027	\$ <u>16,950</u>	<u>350</u>	<u>17,300</u>	<u>650</u>	<u>900</u>	<u>18,850</u>

Please note that any additional services requested by the District during the audit period shall be negotiated at the stated hourly rates per year as noted in the following schedules.

Exhibit III – Schedule of Fees By Hours

San Gabriel Valley Municipal Water District			
Fiscal Year 2025			

Breakdown of Fees by Hours

	<u>Hours</u>	<u>Hourly Rates</u>	<u>Total</u>
Fiscal Year 2025 Audit of:			
District's Basic Financial Statements			
Partner - Engagement & Technical	20	\$ 160	\$ 3,200
Manager/Supervisor	50	140	7,000
Staff	80	75	6,000
Total Financial Statement Audit for 2025	150		16,200
Out-of-Pocket Expenses (Travel, Mileage, Printing, etc.)			300
Total Maximum for 2025			\$ 16,500
Other Items Asked to be Priced by the District:			
Agreed Upon Procedure - Travel Expenses	6	140	840
Preparation of the Annual Financial Transactions Report	5	125	625
Total All-Inclusive Maximum fee for 2025			\$ 17,965

San Gabriel Valley Municipal Water District			
OPTIONAL YEAR - Fiscal Year 2026			

Breakdown of Fees by Hours

	<u>Hours</u>	<u>Hourly Rates</u>	<u>Total</u>
Fiscal Year 2026 Audit of:			
District's Basic Financial Statements			
Partner - Engagement & Technical	20	\$ 165	\$ 3,300
Manager/Supervisor	50	145	7,250
Staff	80	80	6,400
Total Financial Statement Audit for 2026	150		16,950
Out-of-Pocket Expenses (Travel, Mileage, Printing, etc.)			350
Total Maximum for 2026			\$ 17,300
Other Items Asked to be Priced by the District:			
Agreed Upon Procedure - Travel Expenses	6	150	900
Preparation of the Annual Financial Transactions Report	5	130	650
Total All-Inclusive Maximum fee for 2026			\$ 18,850

Exhibit III – Schedule of Fees By Hours

**San Gabriel Valley Municipal Water District
OPTIONAL YEAR - Fiscal Year 2027**

Breakdown of Fees by Hours

Fiscal Year 2027 Audit of:	Hours	Hourly Rates	Total
District's Basic Financial Statements			
Partner - Engagement & Technical	20	\$ 165	\$ 3,300
Manager/Supervisor	50	145	7,250
Staff	80	80	6,400
Total Financial Statement Audit for 2027	150		16,950
Out-of-Pocket Expenses (Travel, Mileage, Printing, etc.)			350
Total Maximum for 2027			\$ 17,300
Other Items Asked to be Priced by the District:			
Agreed Upon Procedure - Travel Expenses	6	150	900
Preparation of the Annual Financial Transactions Report	5	130	650
Total All-Inclusive Maximum fee for 2027			\$ 18,850

TO: Honorable President Miles Prince and Members of the Board

FROM: Jose Reynoso, General Manager

DATE: March 9, 2026

SUBJECT: **Approval of Sole Source Professional Services Agreement with HdL Coren & Cone for Property Tax Management, Audit, and Forecasting Services**

STAFF RECOMMENDATION

Approve a sole source Professional Services Agreement with HdL Coren & Cone for property tax management, audit, and forecasting services for a three-year term in an amount not to exceed \$26,440 annually, subject to annual Consumer Price Index adjustments, and authorize the General Manager to execute the agreement.

BACKGROUND

The District relies primarily on property tax revenues to fund its fixed State Water Project obligations and ongoing operations. Because property tax receipts represent the District's most significant revenue source, maintaining accurate, data-driven forecasting information is essential to preparation of the annual budget, development of multi-year financial projections, and determination of the appropriate tax levy necessary to meet projected revenue requirements.

DISCUSSION

The proposed services include biennial secured and unsecured property tax roll audits; identification and correction of allocation errors; annual and quarterly property tax trend reporting; five-year revenue projections with interactive modeling tools; ongoing consultation regarding property tax allocation and legislative matters; and web-based parcel-level property tax database access for staff.

Data-Driven Budget and Ad Valorem Tax Levy Forecasting

Accurate property tax projections are critical to the District's fiscal stability. Assessed valuation growth, ownership transfers, appeals activity, new construction, and Proposition 8 adjustments can materially affect projected revenues.

The forecasting tools provided under this agreement would allow staff to:

- Develop detailed five-year revenue projections based on parcel-level data

- Analyze valuation growth trends by property type and geographic area
- Monitor appeals and assessment reductions that may affect revenue
- Adjust projections as updated County data becomes available
- Strengthen justification for ad valorem tax levy determinations during annual budget adoption

These capabilities will enhance the District's ability to prepare a balanced budget, maintain appropriate reserves, and provide defensible property tax projections when communicating with the Board, member agencies, and the County.

Audit and Allocation Verification

The audit component provides independent verification that property tax revenues are properly allocated to the District. If errors are identified and corrected, any recovered revenue would offset the cost of services.

Under the negotiated agreement, HdL's contingency compensation for recovered revenues is 25% of net new revenues identified through audit efforts; however, staff negotiated a cap limiting total contingency payments to \$60,000 per year for the term of the agreement. This cap provides cost certainty while preserving incentive for thorough audit review.

Given the District's reliance on property tax revenues to meet fixed SWP obligations, both allocation verification and improved forecasting serve as financial risk mitigation measures.

SOLE SOURCE JUSTIFICATION

HdL Coren & Cone specializes exclusively in California property tax management, audit, and forecasting services for public agencies and maintains a proprietary parcel-level property tax database covering 44 California counties, including Los Angeles County. The firm provides secured and unsecured roll audits, allocation verification services, and multi-year revenue forecasting tools specifically tailored to California cities and special districts.

As part of the District's due diligence under its Professional Services Policy, staff contacted the following firms to determine whether comparable services are available in the marketplace:

- RPC Property Tax Advisors
- Paramount Property Tax Adjustments San Diego, LLC

Staff specifically inquired whether these firms provide:

- Maintenance of a parcel-level California property tax database
- Secured and unsecured roll audits for allocation verification

- Identification and correction of allocation errors with county auditor-controllers
- Multi-year property tax revenue forecasting tools integrated with parcel-level assessed value data for use during public agency budget preparation

Both firms confirmed that they do not provide the combination of parcel-level database management, roll audit services, allocation verification, and multi-year revenue forecasting tools required by the District, nor do they offer these services to California public agencies on an ongoing basis.

Based on this outreach and review, staff have determined that HdL Coren & Cone is uniquely qualified to provide the required services and that no other firms in the region offer a comparable suite of services tailored to California local government property tax systems. Accordingly, staff recommends approval of this agreement on a sole source basis.

ENVIRONMENTAL (CEQA)

N/A

STRATEGIC PLAN CORRELATION

N/A

FISCAL IMPACT

For the current fiscal year, the cost will be absorbed within the District's existing Professional Services and Engineering budget. Funding for subsequent fiscal years will be included as part of the District's annual budget development process.

In addition, HdL will receive 25% of net new tax revenues recovered as a result of audit findings, capped at a maximum of \$60,000 over the term of the agreement. Any recovered revenues would offset the cost of services.

PUBLIC NOTICE

+

This item has been noticed through the regular agenda notification process. Copies of this report can be accessed on the District's website at sgvmwd.com

ATTACHMENTS:

1. Request For Proposal for Professional Auditing Services

San Gabriel Valley Municipal Water District

PROPOSAL FOR PROPERTY TAX MANAGEMENT AND INFORMATION SERVICES

February 12, 2026

HdL  Coren & Cone

SUBMITTED BY

HdL Coren & Cone
120 S. State College Blvd., Ste 200
Brea, CA 92821
hdlcompanies.com

CONTACT

Paula Cone
T: 714.879.5000
E: pcone@hdlccpropertytax.com

TABLE OF CONTENTS

I.	LETTER OF TRANSMITTAL.....	03
II.	QUALIFICATIONS.....	04
III.	KEY PERSONNEL.....	06
IV.	REFERENCES.....	08
V.	SCOPE OF SERVICES.....	09
VI.	FEES.....	14
VII.	SAMPLE REPORT PACKAGE.....	15

I LETTER OF TRANSMITTAL

February 12, 2026

San Gabriel Valley Municipal Water District
Jose Reynoso, General Manager
1402 N. Vosburg Drive
P.O. Box 1299
Azusa, CA 91702

Dear Mr. Reynoso,

Thank you for your interest in our Property Tax Services. In response, enclosed is our firm's proposal to provide property tax management, audit and information services for the San Gabriel Valley Municipal Water District.

Founded in 1992, HdL Coren & Cone (HdLCC) developed the first computer software in California for tracking county, city and special district property tax revenues. HdLCC was the first in the State to go beyond using parcel data for allocation audits by developing specialized reports and models to assist government agencies by using the data for parcel administration, focused economic development strategies and revenue projections. The staff consists of 14 highly qualified analysts, auditors and information systems technology professionals.

HdLCC currently provides ongoing services to over 280 California agencies. The Company maintains annual property tax records for Los Angeles County back to 1992. HdLCC's experienced team has worked with a number of key county staff and is thoroughly familiar with county property tax procedures in California.

Specific advantages that HdLCC has for performance of the services being sought by the San Gabriel Valley Municipal Water District include:

- HdLCC maintains property tax data for 44 California counties, including all agencies within those counties. The size of the database plus a sophisticated computer system uniquely qualifies HdLCC to provide the most comprehensive property tax analysis available in California.
- All HdLCC staff works from our centrally located headquarters in Brea, California. The decision to operate out of a single location allows the Company to minimize overhead costs and thereby lower service fees, maximize coordination of client services, protect the Company's substantial databases and allows for immediate response to requests for information or assistance.

We look forward to reviewing this proposal with you in greater detail and demonstrating how our services and software products can benefit the San Gabriel Valley Municipal Water District.

Sincerely,



Paula Cone, President
HdL Coren & Cone

II QUALIFICATIONS

A. Company History and Qualifications

HdL Coren & Cone (HdLCC) was founded in 1992 and developed California's first computerized property tax management program. In addition, the firm provides clients with parcel tax administration and successor agency consulting. HdLCC is a California "C" Corporation which has been serving cities and special districts for over 30 years. All HdLCC staff work from our centrally located headquarters in Brea, California. The decision to operate out of a single location allows the company to minimize overhead costs and thereby lower service fees, maximize coordination of client services, protect the company's substantial databases and allows for immediate response to requests for information or assistance.

HdL Coren & Cone



HdLCC provides property tax management services to over 280 California public agencies. The company consists of a team of seasoned professionals with decades of experience in every aspect of local government including finance, management, auditing, economic development, redevelopment and legislative advocacy. This ensures prompt and knowledgeable response to inquiries and provides for relevant and timely information on issues impacting the City's property tax.

HdLCC maintains property tax data from 44 California counties, including all cities and successor agency project areas in those counties. Our data resources include 15-30 years of historical data in most counties and the company maintains more than thirty years of annual property tax records for Los Angeles County.

Property taxes in California have evolved into an extremely complex system that requires experience and expertise to fully monitor. There are two broad categories of property (real and personal), three tax rolls (secured, unsecured and state assessed), and numerous peculiarities such as possessory interest and the distribution of tax revenue from private aircraft. The revenues generated by the property tax system need to be distributed to a myriad of taxing entities including cities, counties, schools, special districts and successor agencies. The company's extensive property tax information systems allow us to perform tax audits and provide information and analysis from a city's property tax data to city staff quickly and accurately.

The firm's staff have performed thousands of secured and unsecured property tax audits for client agencies over the past twenty-five years and recovered millions of dollars in misallocated property tax revenue. Our management team and staff pride themselves on being highly responsive to client needs and cordial in our contacts with county staff. This philosophy has served our clients and the company well. This is evident by the fact that 65% of our property tax audit and information services clients have been using our services for more than 10 years and 55% of our clients have been under contract for more than 15 years.

HdLCC is a Corporate Partner of the League of California Cities and California State Association of Counties and works extensively with the State Association of County Auditors, California Society of Municipal Finance Officers (CSMFO) anticipation and planning of programs to strengthen local government revenues, and monitoring of legislative actions which impact local governments.



**California State Association
of County Auditors**

II QUALIFICATIONS

B. The HdLCC Advantage

The **HdLCC Advantage** includes:

Exceptional Personnel: HdLCC's service team is comprised of individuals with extensive experience in property tax assessment, administration, auditing, economic development and financial management. All the firms' key personnel have worked in or with public agencies and thoroughly understand their challenges and needs. This ensures prompt and knowledgeable response to inquiries and provides for relevant and timely information.

HdLCC employs a staff of three full-time information technology professionals with expertise in applications development, network design and maintenance, database management and technical support. These staff members continually work on developing and enhancing the firm's technological capabilities.

Comprehensive Audits: HdLCC's audit team has developed specialized databases and audit techniques and is thoroughly familiar with the County of Los Angeles. This familiarity, and excellent working relationships with County departments, will allow the San Gabriel Valley Municipal Water District to recover misallocated property tax revenue in a timely manner.

Accurate Forecasting: HdLCC has developed a comprehensive, detail-oriented forecast tool that includes the major components necessary for crafting an accurate budget forecast for property tax revenue. The forecasts provided include a 5-year forecast and allow for interaction by staff with data entry points for developing a more precise estimate. Our base estimates are within 1-2% of actual receipts for more than 85% of our clients.

Insightful Reports and Timely Services: HdLCC's analysis is performed in context with the surrounding region to better inform our clients of the real estate trends we are seeing and the similarities and differences with other agencies for comparative purposes. The service includes a custom newsletter that can be shared with Council, staff and the community.

Easy-to-Use Software: HdLCC will provide the San Gabriel Valley Municipal Water District's staff with access to the firm's web-based property tax software which affords city staff a user-friendly tool for parcel look-up and will display parcel ownership, valuation, sales and building/land characteristic information and links with the County GIS maps.




III KEY PERSONNEL

HdLCC staff consists of 14 highly qualified analysts, auditors and information systems technology professionals. Below is a current listing of our key staff:



Paula Cone - President

After spending 24 years in municipal government in finance and city management, Mrs. Cone completed the development of the first cost-effective and accurate program for identifying, monitoring, auditing and correcting property tax misallocations. In addition, HdLCC provides real estate trending information that has become integral to cities and special districts understanding the impact of changes within their jurisdictions and that translation to revenues received. HdL Coren & Cone provides property tax management, audit and analytical services to more than 280 cities and special districts in 44 counties in California. She oversees the day-to-day operation in the company's property tax management, client support, budget forecast projections and client interface. Ms. Cone earned her Bachelor's degree from California State University at Long Beach. She is former Parks and Recreation Director and Assistant City Manager of the City of Lawndale.



David Schey – Vice President

David has over 30 years of experience with HdLCC since joining the firm in 1994. His prior experience includes service as Planning Director, Community Development Director and Deputy Director of Redevelopment as well as having provided development and consulting services to municipal clients. As a principal with HdLCC, David has provided client services in connection with tax allocation bonds; property tax and tax increment issues; tax sharing calculation; and analysis of legislative actions. David has spoken at numerous conferences and seminars sponsored by the California Redevelopment Association and the League of California Cities. In addition to his professional work in connection with local government, David served for over six years as a member and chairman of both the Planning Commission and Parks and Recreation Commission. Education: Bachelor of Arts, University of California; Los Angeles, California; Bachelor of Arts, California State University; Long Beach, California; Master of Public Administration, University of Southern California; Los Angeles, California.



Nichole Cone – Vice President

Nichole has over 20 years of property tax analytical and processing experience, and specializes in understanding the data received from Assessor & Auditor, used for secured and unsecured parcel audits, and property tax analysis. Ms. Cone joined HdLCC in 1992. She oversees the acquisition and processing of county assessor and auditor controller data into HdLCC's database. Preparation and production of property tax reports and client data sets are also under Ms. Cone's direction. She oversees the staff responsible for the HdLCC Comprehensive Annual Financial Report product and fields many of the general day to day client inquires. Ms. Cone was instrumental in our system redesign which closely mirrors the systems used by counties. Education: Bachelor of Arts, Loyola Marymount University, Los Angeles, California.

III KEY PERSONNEL



Darren Hernandez – Principal

Darren joined HdL Coren & Cone as a Principal in January 2021 following a long career in public service. Prior to joining HdLCC, he served with the City of Santa Clarita for seventeen years, first as Director of Administrative Services and subsequently as Deputy City Manager. Among the projects Darren coordinated for Santa Clarita, some include the creation of a citywide Open Space Preservation District; creation of the Santa Clarita Public Library; creation of a citywide Landscape Maintenance District; and coordination of sixteen annexations of unincorporated territory including negotiation of property tax transfer agreements between the city and Los Angeles County. He also served as a member of the Oversight Board of the Successor Agency. Education: Bachelor of Arts, State University of New York at New Paltz, he studied public finance as a graduate student at the Maxwell School of Citizenship and Public Affairs at Syracuse University.



Joel Hermann – IT Director

In addition to Mr. Hermann supervising and directing our IT staff, and oversight of the HdLCC network and client web application, he designs, implements, and maintains several of HdLCC's data entry, processing and mining applications. He and his staff also administer City and Special District direct assessments processing for placement on the annual tax roll. He works closely with client City and Special District staff and provides technical support for our client applications. Joel studied Computer Science at the University of California – Riverside, and Data Science at Western Governors University.

IV REFERENCES

HdLCC Property Tax Services

HdLCC currently provides property tax services in 44 counties, to over 280 cities and special districts.

Eastern Municipal Water District – Client Since 2021

Project Description: Property tax management, audit, and information services

Contact: John Adams, Assistant General Manager/CFO, 951.928.3777 x4363

Email: Adamsj@emwd.org

Mojave Water Agency – Client Since 2011

Project Description: Property tax management, audit, and information services

Contact: Lauren Warrem, CFO, 760.946.7014

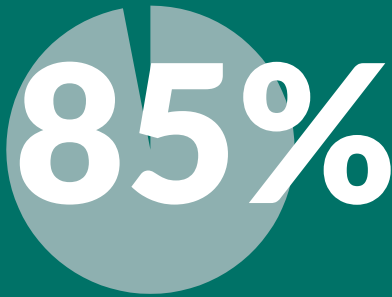
Email: lwarrem@mojavewater.org

Moulton Niguel Water District – Client Since 2011

Project Description: Property tax management, audit, and information services

Contact: Johnathan Cruz, Director of Financial Planning and Innovation, 949.448.4013

Email: JCruz@mnwd.com



HdLCC's budget estimates are within 1.5% of actual receipts for more than 85% of our clients.

A. Property Tax Services

Using HdLCC's custom software, a data set of all parcels in the City or Agency will be established. This data is prepared from the Los Angeles County Lien Date Rolls that is purchased annually in July. HdLCC updates the original County roll with any transfers in ownership, which have occurred between the lien date and the current month and updates the ownership information (name and mailing address), date of transfer, sale price, and document (deed) number monthly.

1. Audit Method and Approach

To achieve the highest audit and recovery results, HdLCC employs the following audit techniques and programs:

a. Identification and Correction of Errors

HdLCC has the technology, methodology and trained staff to analyze all secured parcels and unsecured assessments within the Agency to identify costly errors resulting in the misallocation of property taxes.

The company has the ability to audit the secured and unsecured property tax rolls two ways, first reviewing the entire county to find parcels miscoded to other jurisdictions; and second, reviewing the parcels within the city, county or agency to ensure that each is coded to the appropriate taxing entity. To date, we have recovered in excess of \$100 million in net revenue for our client agencies in 44 counties statewide. Our advanced technology, accuracy and track record have placed us in a unique position to be hired by cities to find additional revenues after audits have been performed by prior consultants. In addition, by filing audit results with the County Assessor in a timely manner, we can assure that the repetitive errors from previous years will not continue.

Upon approval of the contract, the company will perform an analysis of the Assessor Rolls to identify all parcels on both the secured and unsecured tax rolls and verify that parcel assessed valuations and the resulting taxes are correctly allocated to the Agency. This analysis is accomplished through the use of specialized computer software, assessor maps, city GIS maps, city records, other pertinent documents, and field investigations. The review will include the lien date secured and unsecured data for the current tax year as well as historical data back for a total of two (2) tax years and be performed no less than every other year.

b. Reports and Analytical Services

HdLCC furnishes a variety of reports detailing property and revenue trends for the entire agency and for custom defined geographic areas. These reports can be used for budgeting purposes, planning, economic development and public information. Among the reports available are top 25, 50, 100-property owner/taxpayer listings, multiple ownership properties, non-owner occupied parcels, identification of property ownership transfers for tracking of reassessments. We also provide the agency with quarterly reports of successful, pending and historical assessment appeals.

HdL Coren & Cone will reconcile the annual Auditor/Controller Assessed Valuations Report and will furnish a breakdown of assessed values within the Agency.

The identification of escaping revenue through the use of property tax data sets has been a targeted focus for HdLCC during the past 30 years. With the reduction of tax revenues through legislated Educational Revenue Augmentation Fund (ERAF), cities, counties, agencies and special districts have been focusing on ways to increase the limited resources already stretched thin.

V SCOPE OF SERVICES

The company will provide the following reports based on the current year lien date rolls and will provide the reports annually, quarterly or monthly as appropriate: Reports are also available from prior years if requested.

- A five-year history of the values within the Agency, and custom (Agency defined) geographic areas;
- A listing of the largest value changes, positive and negative between tax years;
- An annual parcel listing of properties with parcel number changes between tax years identifying parcel splits and combines;
- A listing of the major property owners for the Agency including the combined assessed values of their property and property use code designation;
- A listing and summary of property transfers which occurred since the lien date ordered by month;
- A listing of parcels that have not changed ownership since the enactment of Proposition 13;
- A comparison of property within the Agency by county use-code designation;
- A multiple year comparison of growth by use code designation over a 5-year period;
- A listing by parcel of new construction activity to identify non-residential parcels with new construction activity and to provide reports for use in the Agency's preparation of Proposition 4 and 111 State Appropriation Limit calculations;
- Calculate an estimate of property tax revenue anticipated to be received for the current fiscal year by the Agency based upon the initial information provided by the County and subject to modification. This estimate shall not be used to secure the indebtedness of the Agency.
- Analyses based on geo areas designated by the Agency to include assessed valuations and square footage computations for use in economic analysis and community development planning.
- Tracking of Proposition 8 reductions and restorations
- Median sale price data for current year and prior years for comparison
- Five-year budget projections for the Agency general fund revenues. This report is interactive for tax modeling.
- Newsletter summary for public and elected distribution.

c. Information Provided Quarterly or Monthly

- HdL Coren & Cone prepares reports including a listing of property tax appeals filed on properties in the Agency. These reports are prepared for both the Agency and include a history of all appeals filed; the disposition of those appeals, successful appeals, pending appeals, and a report to assist the Agency in determining the potential impact of pending appeals.
- A listing of property transfers that have occurred since the last report will be available through the software provided and updated on a monthly basis. This data will include the new owner/seller of the property, new mailing address if not the situs address, the date of sale, the sale price when verified, document number, and transaction type.
- The average and median single family sale price report is sent to all clients quarterly and includes the same data for all client agencies within the same County.

V SCOPE OF SERVICES

d. Property Tax Application and Database

HdLCC provides a web-based software application to clients as a user-friendly tool to access the Agency's property tax data. HdLCC provides updates to the data portion of the product on a monthly basis to reflect changes in ownership, updated appeals filings, and deed recordings.

As modifications and enhancements are made to the program, clients receive the enhanced version of the software at no additional cost.

Training will be provided to Agency staff within the first two months after the execution of the agreement for property tax management and audit services and is available annually for new staff members or staff requiring a refresher course. If additional training sessions are required, the fees in the compensation section under hourly fees will be charged.

The help manual available within the program is easy to navigate and user friendly. HdLCC staff is available Monday through Friday, 8 a.m. to 5 p.m. to answer questions and assist staff on the use of the software. Assistance is available either by phone or via email.

The Agency will be granted a site license for the application, providing no limit to the number of users. HdLCC will not charge an annual maintenance fee for the software program. Periodically, as the program changes and product enhancements are developed, upgrades or new releases of the software are issued at no additional cost to the client.

San Gabriel Valley Mwd
51,361 Assessments

Auto | ID# / Owner / Location... | 2025-26 | Entire San Gabriel Valley Mwd | Other Filters

Details | Map | Sales | Appeals

Secured Assessment Details

Parcel: 5342-001-021
 Use Category: Commercial
 Use Code: 1706
 Office Building, 6-13 Stories
 Owner: ELITE TRC ALHAMBRA COMMUNITY LLC
 DBA: C/O ELITE TRC INVESTMENT FUND
 Mail Name: ELITE TRC ALHAMBRA COMMUNITY LLC
 Mail Addr: 700 S FLOWER ST STE 820
 LOS ANGELES, CA 90017
 Absentee: Taxable:

TRA: 01809
 Location: 1000 S FREMONT AVE
 City: ALHAMBRA
 Zip Code: 91803
 Agency: San Gabriel Valley Municipal Water District

Exem Desc:
 Net AV: \$177,639,296
 HOX: \$0
 General Fund Revenue: \$94,682.97
 Successor Agency Revenue: \$0.00
 Tax Bill: \$0.00

Year	Land	Imprvmts.	Fixtures	Pers.Prop.	Subtotal	Exems	Net Total	% Change	Taxable
2025	\$56,866,714	\$120,770,582	\$0	\$0	\$177,639,296	\$0	\$177,639,296	2.00%	<input checked="" type="checkbox"/>
2024	\$55,753,642	\$118,402,532	\$0	\$0	\$174,156,174	\$0	\$174,156,174	2.00%	<input checked="" type="checkbox"/>
2023	\$51,660,434	\$116,080,914	\$0	\$0	\$170,741,348	\$0	\$170,741,348	3.00%	<input checked="" type="checkbox"/>

Value History | General | Sales | Overlays | Appeals

Map View: Roads | Aerial

Map Info: Amt Num: 5342-001-021, Use Code: 1706, Use Description: Commercial, Owner Name: ELITE TRC ALHAMBRA COMMUNITY LLC, Site Address: 1000 S FREMONT AVE, Taxable Value: \$177,639,296

Flagged: 0 | Selected: 0

V SCOPE OF SERVICES

e. Proposed Work Plan/Staffing Schedule

The methodology that the company follows in identifying, correcting and recovering property tax errors includes the following:

Task I	Establishment of County Data Set
Task II	Identify and Correct Errors
Task III	Prepare Reports
Task IV	Ongoing Analysis

During the term of the contract, we serve as the resource staff to the Agency on questions relating to property tax. This includes being "on-call" to assist with any property tax issues. On-going consultation would include, but not be limited to inquiries resolved through use of the Agency data base. All requests for information based upon the County's property tax data sets are provided without additional costs. Special reports, additional research, or requests requiring additional computer programming may entail some additional costs. Attendance at Agency meetings will be billed at our hourly rates. Optional services will only be provided upon written notice to proceed by the Agency.

Timeline for Property Tax Analysis and Audit Services

- County assessment rolls are purchased annually in July.
- The property data program will be available for access via the internet within 30 days of the execution of the agreement. Parcel data will be updated monthly to include the most current ownership information due to parcel transfers.
- The first secured audit will be performed and submitted to the Assessor no later than 60 days from the date of the contract. Future audits will be performed no less than once every two years and submitted no later than March 1st.
- The unsecured audits for the Agency will be completed and submitted to the County Assessor for corrective action within 120 days of receipt of county rolls. The Agency will receive file copies of submittals simultaneous with submissions to the County Assessor.
- Data collection from the county assessor's and auditor controller's offices for reports is performed in August and September each year and preliminary reports will be delivered to the Agency prior to the end of January annually.
- The final tax ratio percentages are available from the auditor controller's office annually in February/March. Final reports will be prepared and delivered prior to the end of April annually.

f. Legislative Updates

HdLCC monitors and reports on issues related to property tax and coordinates with Agency Staff in connection with passed and potential property tax legislation and regulations.

V SCOPE OF SERVICES

g. Consultation

Annual reports presented by a principal or associate of the firm to any Agency staff member interested in the detailed analysis including property tax revenue estimates performed by HdLCC of the City's annual property assessed values released by the assessor. Since property data is not confidential, these reports can be shared with staff. Understanding the budget implications of the data released in late summer and presented in late Fall is timely for mid-year budget reviews.

HdLCC also serves as the Agency's property tax staff for consultation and questions related to budgeting, revenue collection, the mechanics of property tax allocation and potential changes in the legislation that may impact local agencies. Training is provided free of charge on the use of the web-based software which is updated monthly with ownership changes and appeal information where available.

A. Property Tax Services

Based on the number of parcels within San Gabriel Valley Municipal Water District (48,128), our standard fixed fee (the “Base Fixed Fee”) for property tax services is **\$6,610 per quarter**, (\$26,440 per year). The Base Fixed Fee shall be adjusted annually by the California Consumer Price Index (CCPI) California All Urban Consumers index for all items as determined by the California Department of Industrial Relations as measured from February to February.

In addition to the Base Fixed Fee, we will receive a contingent fee of 25% of net tax revenues recovered for the Agency through the audits we perform. Net tax revenues mean the taxes received by the Agency through our audit efforts.

B. Additional Services

Work that is requested by the Agency that is beyond the scope of services in this proposal shall be charged on a time and material basis. No work shall be performed without prior written approval by the Agency. Fees for these services are as follows:

	Hourly Rate
Partner	\$250
Principal	\$225
Programmer	\$200
Associate	\$175
Senior Analyst	\$125
Analyst	\$90
Administrative	\$70



Historical Reports.

- Assessed Value History
- Sales Value History
- Appeals History

Growth Comparisons.

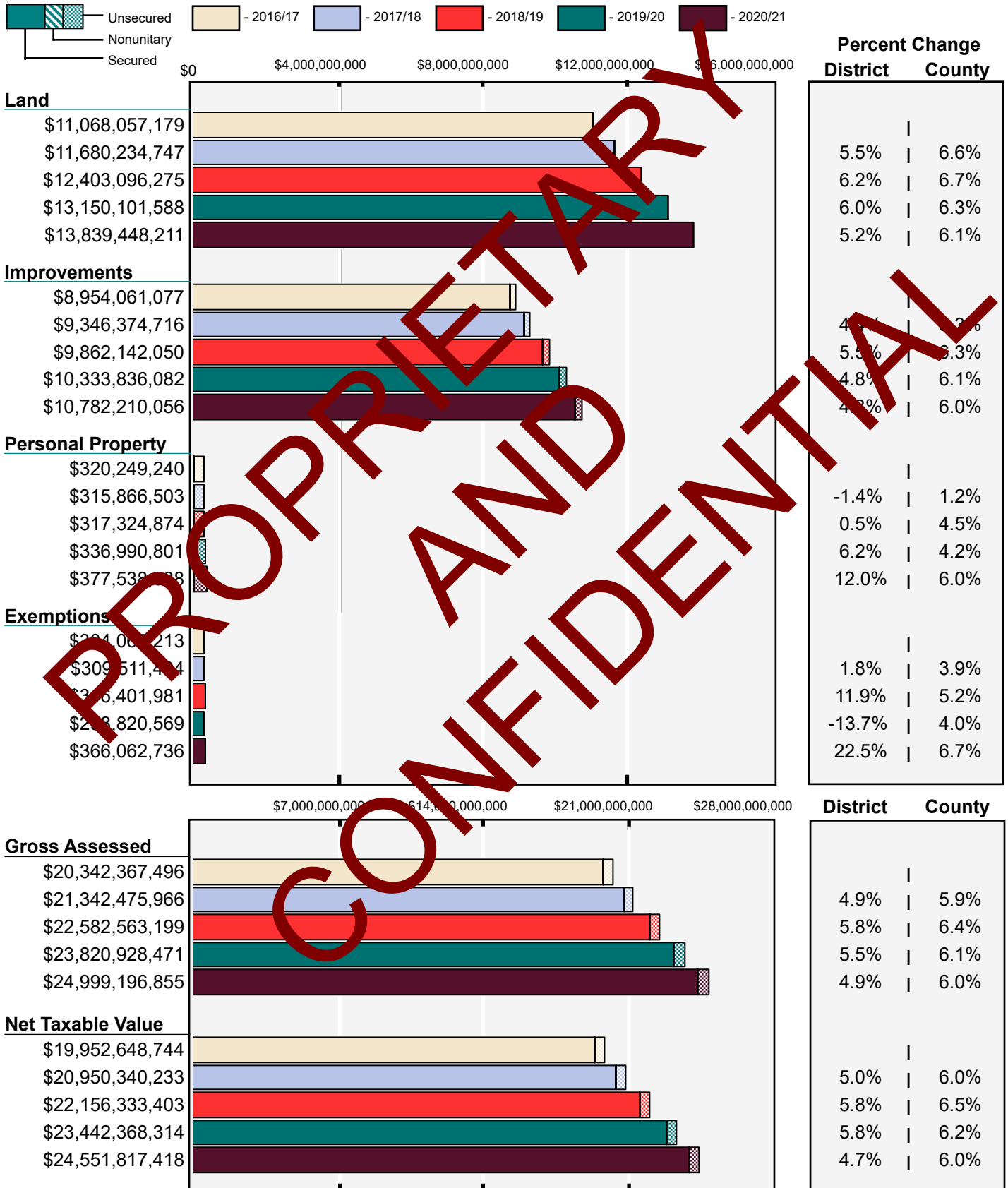
- Top 40 Secured Value Changes
- Use Category Summary
- Growth by Use Category
- Property Tax Dollar Breakdown
- Proposition 8 Recapture History
- Top Ten Property Taxpayers

Reports for Revenue Projections.

- Property Tax Revenue Summary
- 5 Year Budget Estimate

SAN GABRIEL VALLEY MWD

2016/17 TO 2020/21 ASSESSED VALUES





SAN GABRIEL VALLEY MWD

2020/21 TOP 40 NET TAXABLE SECURED VALUE CHANGES

Parcel	Use Category	Owner	Situs	Current Net Taxable Value	Net Taxable Value Change	Value Change from Prior Year
8617-001-029	Industrial	Todd App Llc	1025 N Todd Ave	\$1,689,000	+\$43,513,097	+206%
5342-034-052	Industrial	Cft Westminster Llc	1035 Westminster Ave	\$24,417,918	+\$19,906,782	+441%
5275-003-030	Commercial	Mprp Tract 1 Llc Lessor; Costco Wholesale	2000 Market Place Dr	\$55,807,056	+\$16,148,908	+41%
5338-012-037	Commercial	Classic Development Llc	1439 W Main St	\$18,695,117	+\$14,894,825	+392%
8615-001-402	Commercial	Onelegacy Corporation	1303 Optima Dr	\$16,320,000	+\$11,046,210	+209%
5275-003-038	Commercial	Mprp Tract 2 Llc Lessor; Home Depot Usa I	3500 Market Place Dr	\$40,149,036	+\$9,601,073	+181%
5354-002-041	Commercial	Ethan Capital Llc	633 N Atlantic Blvd	\$49,787,013	+\$9,270,333	+23%
5225-031-018	Commercial	Omega Cp1 Llc	101 Centre Plaza Dr	\$14,455,000	+\$8,512,236	+143%
8608-001-003	Residential	Azusa Riviera Holdings Llc	2881 N San Gabriel Canyon	\$8,653,720	+\$6,752,086	+355%
5256-002-077	Institutional	Merci Chandler Group	52 N Chandler Ave	\$6,598,415	+\$6,598,415	+9,999%
5364-019-025	Commercial	Jinbo Holding Llc	1015 E Main St	\$15,081,720	+\$10,565,520	+77%
8608-001-009	Residential	Azusa Rainbow Holdings Llc	1311 N Azusa Ave	\$8,114,140	+\$6,300,145	+363%
8612-020-021	Residential	Pi Properties No 120 Llc	133 Rockvale Ave	\$7,500,000	+\$5,988,031	+396%
5258-003-065	Residential	Chinese American Golden Age Association	234 N Rural Dr Bldg A	\$5,766,867	+\$5,766,867	+9,999%
8605-003-052	Industrial	Westcore Alpha Danlee Llc	555 W Danlee St	\$7,341,000	+\$5,233,316	+304%
5768-017-017	Residential	M B Equity Llc	491 W Sierra Madre Blvd	\$5,400,000	+\$4,975,081	+1,155%
8615-001-065	Industrial	Northrop Grumman Systems Corporation	1100 W Broadway Ave	\$8,770,000	+\$4,872,518	+6%
8615-002-020	Industrial	Rexford Industrial 415 Motor Llc	415 S Motor Ave	\$3,000,000	+\$4,336,778	+408%
8608-029-054	Commercial	Azusa Food & Beverage Llc	303 E Footbridge Blvd	\$10,600,000	+\$4,123,248	+64%
5237-019-026	Industrial	Xu Skye J And Jun Katie	901 Monterey Pass Rd	\$4,590,000	+\$3,862,535	+531%
5322-031-038	Residential	Pacific Villa Place Llc	1015 E Main St	\$7,802,940	+\$3,845,940	+95%
8611-003-053	Vacant	Levin Block 36 Llc	36 E Main St	\$3,702,600	+\$3,702,600	+9,999%
5768-021-018	Residential	M B Equity Llc	420 W Sierra Madre Blvd	\$3,769,290	+\$3,674,791	+336%
5767-024-034	Residential	M B Equity Llc	51 Esperanza Ave Apt M	\$3,850,240	+\$3,517,068	+1,056%
5255-016-019	Residential	Elephant Enterprises Llc	304 N Lincoln Ave	\$3,879,600	+\$3,510,164	+950%
5342-015-038	Industrial	Seal Trading Inc	625 S Palm Ave	\$5,510,000	+\$3,498,986	+174%
5342-001-021	Commercial	Elite Trc Alhambra Community Llc	1000 S Fremont Ave	\$175,905,838	+\$3,449,134	+2%
8616-002-006	Commercial	Mvp Azusa Foothill Llc	900 W Foothill Blvd	\$4,845,000	+\$3,067,619	+173%
8621-024-016	Residential	Gordon John P Cotrustee Gordon Family Tr	800 S Azusa Ave	\$8,094,713	+\$2,790,837	+53%
5257-012-079	Recreational	West San Gabriel Valley Boys And Girls Clu	1028 S Common Ave	\$2,769,408	+\$2,769,408	+9,999%
8605-003-049	Industrial	Westcore Alpha Danlee Llc	555 W Danlee St	\$3,671,000	+\$2,721,664	+287%
5252-002-017	Industrial	Panda Pagoda Holdings Llc	632 Monterey Pass Rd	\$3,136,500	+\$2,637,370	+528%
5258-016-035	Residential	Sorge Dag Cotrustee Dag Sorge Trust	124 Gladys Ave	\$2,652,000	+\$2,527,648	+2,033%
5255-021-018	Residential	Logos Evangelical Seminary	526 N Nicholson Ave	\$2,488,383	+\$2,488,383	+9,999%
5345-001-042	Residential	Alhambra Holdings Llc	18 S Garfield Ave	\$130,749,321	+\$2,457,021	+2%
5254-018-039	Industrial	Blue Pangu Company Limited	583 Monterey Pass Rd	\$0	-\$3,529,200	-100%
5266-003-032	Commercial	Atlantic Square Llc	2000 S Atlantic Blvd	\$19,627,630	-\$3,652,360	-16%
5761-002-008	Institutional	Congregation Of The Passion Mater Doloro:	700 N Sunnyside Ave	\$195,136	-\$4,801,848	-96%
5266-003-030	Commercial	Atlantic Square Llc	2100 S Atlantic Blvd	\$8,839,455	-\$15,049,169	-63%
5344-008-017	Residential	Atherton Baptist Homes	625 W Commonwealth Ave	\$0	-\$29,231,573	-100%

Data Source: Los Angeles County Assessor 2019/20 And 2020/21 Secured Tax Rolls

This report is not to be used in support of debt issuance or continuing disclosure statements without the written consent of HdL, Coren & Cone

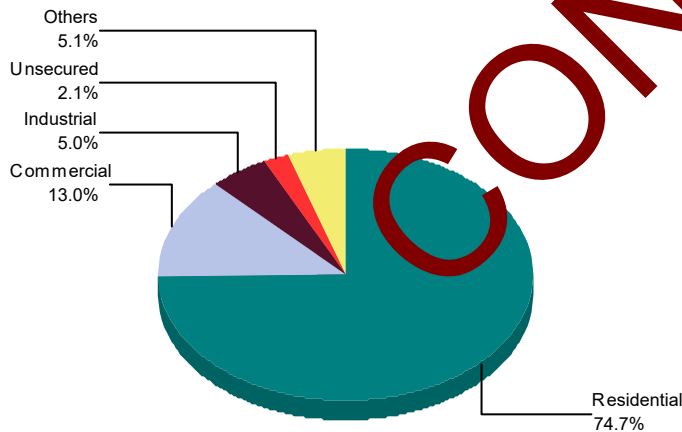
Prepared On 2/12/2026 By MW

SAN GABRIEL VALLEY MWD 2020/21 USE CATEGORY SUMMARY

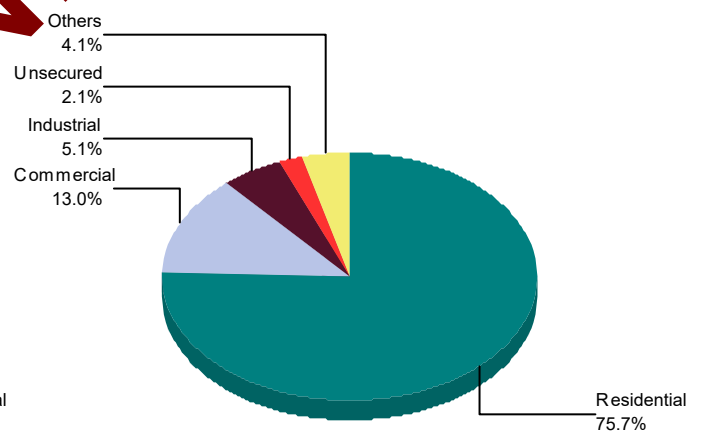
BASIC PROPERTY VALUE TABLE

Category	Parcels	Assessed Value	Net Taxable Value
Residential	42,585	\$19,062,965,346 (74.7%)	\$18,951,260,382 (75.7%)
Commercial	2,000	\$3,323,081,635 (13.0%)	\$3,258,679,372 (13.0%)
Industrial	699	\$1,277,594,295 (5.0%)	\$1,272,080,345 (5.1%)
Govt. Owned	5	\$9,165,651 (0.0%)	\$8,726,393 (0.0%)
Institutional	169	\$340,115,200 (1.3%)	\$165,965,787 (0.7%)
Miscellaneous	3	\$1,150,783 (0.0%)	\$1,150,713 (0.0%)
Recreational	26	\$36,421,476 (0.1%)	\$36,088,795 (0.1%)
Vacant	897	\$268,861,605 (1.1%)	\$268,265,352 (1.0%)
Exempt	647	\$81,316,701 (0.3%)	\$0 (0.0%)
Outer Parcels	[970]	\$506,137,741 (2.0%)	\$494,802,477 (2.0%)
SBE Nonunitary	[10]	\$2,768,388 (0.0%)	\$2,768,388 (0.0%)
Cross Reference	[205]	\$60,008,152 (0.2%)	\$59,972,732 (0.2%)
Unsecured	[3,170]	\$535,807,100 (2.1%)	\$534,864,089 (2.1%)
TOTAL	46,981	\$25,095,284,596	\$25,046,619,895

ASSESSED VALUE



NET TAXABLE VALUE



SAN GABRIEL VALLEY MWD

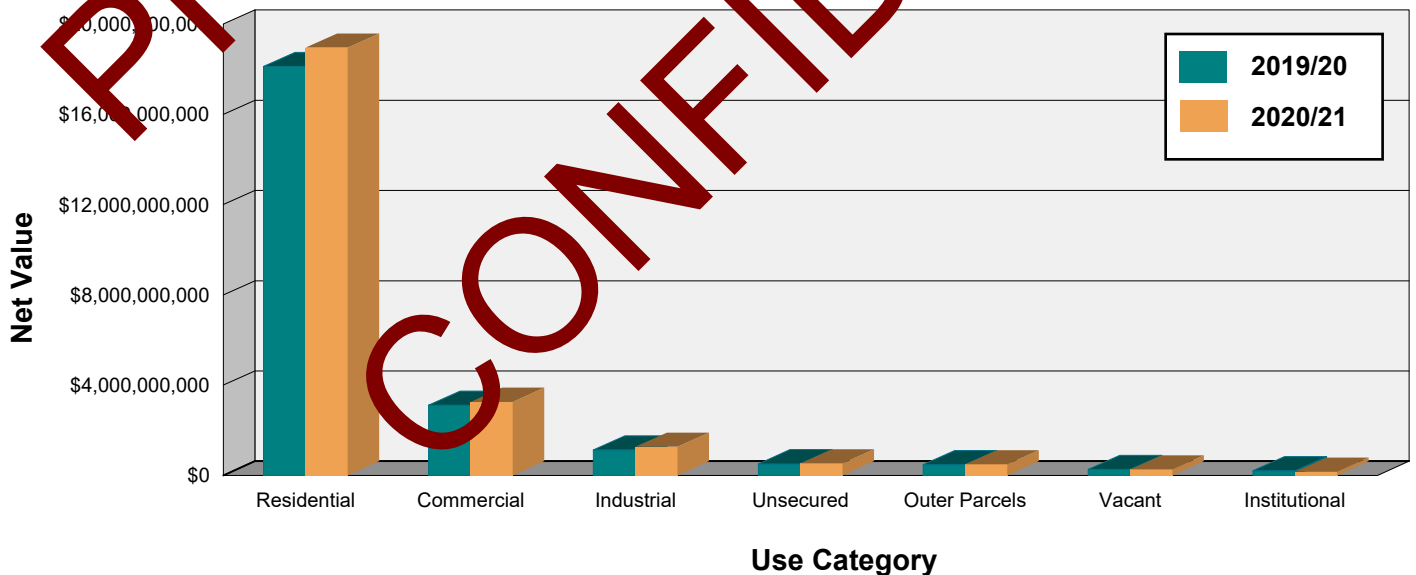
2020/21 GROWTH BY USE CATEGORY

2019/20 to 2020/21 Value Growth by Use Category

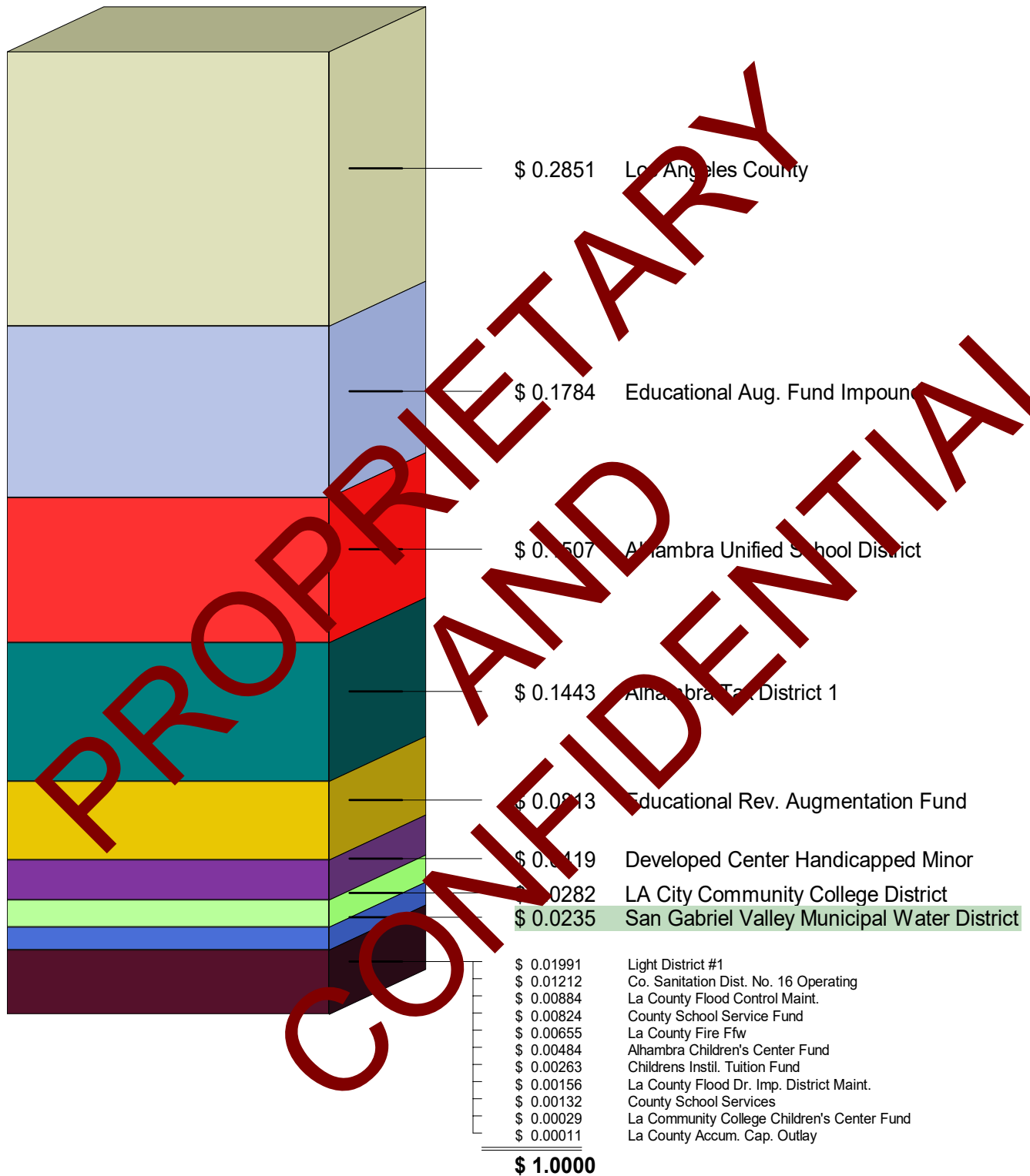
Category	2019/20 Net Taxable Value		2020/21 Net Taxable Value		\$ Change	% Change
Residential	42,463	\$18,115,970,122	42,585	\$18,951,260,582 (5.7%)	\$835,290,260	4.6%
Commercial	2,009	\$3,104,081,966	2,000	\$3,258,719,352 (13.0%)	\$154,597,406	5.0%
Industrial	700	\$1,131,774,005	699	\$1,270,080,340 (5.1%)	\$140,306,340	12.4%
Unsecured	[3,225]	\$511,136,056	[3,170]	\$534,800,089 (2.1%)	\$23,728,033	4.6%
Outer Parcels	[972]	\$478,637,329	[970]	\$494,802,477 (2.0%)	\$16,165,148	3.4%
Vacant	842	\$266,041,920	77	\$260,265,352 (1.0%)	-\$5,776,568	-2.2%
Institutional	173	\$201,411,865	169	\$165,965,787 (0.7%)	-\$35,446,077	-17.6%
Cross Reference	[200]	\$64,937,311	[205]	\$59,972,732 (0.2%)	-\$4,964,584	-7.8%
Recreational	26	\$32,661,186	2	\$36,083,795 (0.1%)	\$3,422,609	10.5%
Govt. Owned	9	\$10,069,755	5	\$8,726,393 (0.0%)	-\$1,343,362	-13.3%
SBE Nonunitary	[10]	\$3,105,863	[10]	\$2,768,388 (0.0%)	-\$337,475	-12.3%
Miscellaneous	3	\$1,128,220	3	\$1,150,783 (0.0%)	\$22,563	2.0%
Exempt	6	\$0	647	\$0 (0.0%)	\$0	0.0%
TOTALS	46,872	\$23,921,005,643	47,981	\$25,046,619,895 (10.0%)	\$1,125,614,252	4.7%

Numbers in blue are parcel assessment counts

Assessed Value by Major Use Category



SAN GABRIEL VALLEY MWD PROPERTY TAX DOLLAR BREAKDOWN



ATI (Annual Tax Increment) Ratios for Tax Rate Area 01797, Excluding Redevelopment Factors & Additional Debt Service

Data Source: Los Angeles County Assessor 2020/21 Annual Tax Increment Tables

Prepared On 2/12/2026 By MW

This report is not to be used in support of debt issuance or continuing disclosure statements without the written consent of HdL, Coren & Cone

San Gabriel Valley Mwd General Fund

1% Revenue Split
Unsecured: 3.3%; Secured: 96.7%

	<u>Total</u>	<u>Unsecured</u>	<u>Secured</u>
Tax Revenue Calculation @ 1% (includes shifts)	\$4,437,761	\$147,073	\$4,290,688
Unitary Revenue	\$85,104		\$85,104
ESTIMATED 1% REVENUE ALLOCATION	\$4,522,865	\$147,073	\$4,375,792
Less Admin Fee	-\$49,673		

San Gabriel Valley MWD State Water Bond (367.07)

	<u>Total</u>	<u>Unsecured</u>	<u>Secured</u>
Tax Revenue Calculation @ 1% (includes shifts)	\$0	\$0	\$0
Debt Service Override Tax Rate Revenue	\$7,365,545	\$160,479	\$7,205,086

San Gabriel Valley MWD-AZUSA REORG (367.00)

1% Revenue Split
Unsecured: 3.3%; Secured: 96.7%

	<u>Total</u>	<u>Unsecured</u>	<u>Secured</u>
Tax Revenue Calculation @ 1% (includes shifts)	\$24,064	\$798	\$23,266
Unitary Revenue	\$140		\$140
ESTIMATED 1% REVENUE ALLOCATION	\$24,204	\$798	\$23,406
Less Admin Fee	-\$204		

San Gabriel Valley MWD-SWB-Azusa (367.10)

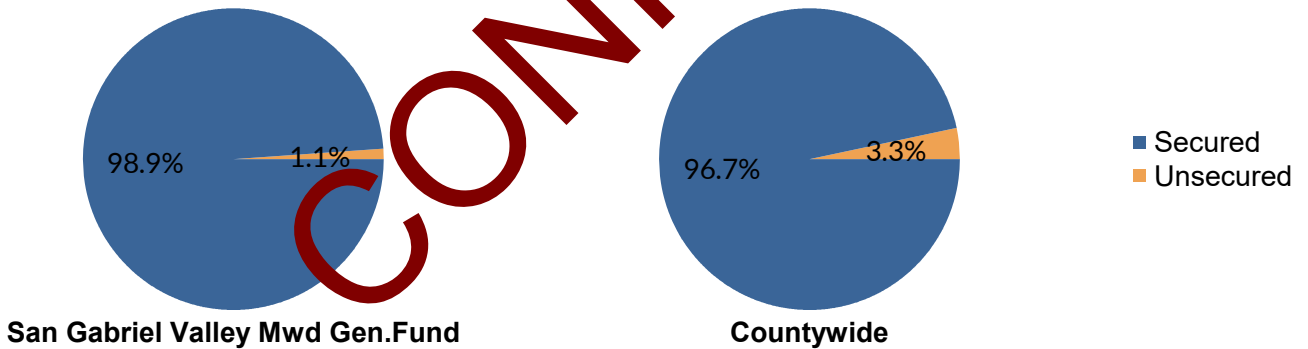
	<u>Total</u>	<u>Unsecured</u>	<u>Secured</u>
Tax Revenue Calculation @ 1% (includes shifts)	\$0	\$0	\$0
Debt Service Override Tax Rate Revenue	\$78,119	\$268	\$77,851

San Gabriel Valley MWD-SWB-AH/MP (367.12)

	<u>Total</u>	<u>Unsecured</u>	<u>Secured</u>
Tax Revenue Calculation @ 1% (includes shifts)	\$0	\$0	\$0
Debt Service Override Tax Rate Revenue	\$34,928	\$846	\$34,081

PROPRIETARY AND CONFIDENTIAL

Secured & Unsecured 1% Revenue Proportion



- Notes:
- Property Tax Revenue Summary assumes 100% payment of taxes. Delinquency is not considered in the report; however, rates of between 1% and 2.5% are typical.
 - Revenue split is estimated from countywide roll revenue proportion.
 - Homeowner exemption revenue is included in this revenue model.
 - Tax increment revenue from pass-throughs or residual distributions are not included. Also not included are many pooled revenue adjustments, including county administrative fees, supplemental allocations, redemptions for delinquent payments in Non-Teeter cities, tax payer refunds due to successful appeals, and roll corrections.
 - The General Fund Tax Revenue Calculation row includes revenue from Tax Rate Areas in Successor Agencies with total revenue of 48,783 that are no longer receiving incremental revenue because the total revenue collected has been capped. Capped projects include Sierra Madre Boulevard RP.
 - The San Gabriel Valley Mwd Other total includes the following agencies: San Gabriel Valley Municipa..., San Gabriel Valley MWD Stat..., San Gabriel Valley MWD-AZUS..., San Gabriel Valley MWD-SWB-..., San Gabriel Valley MWD-SWB-...

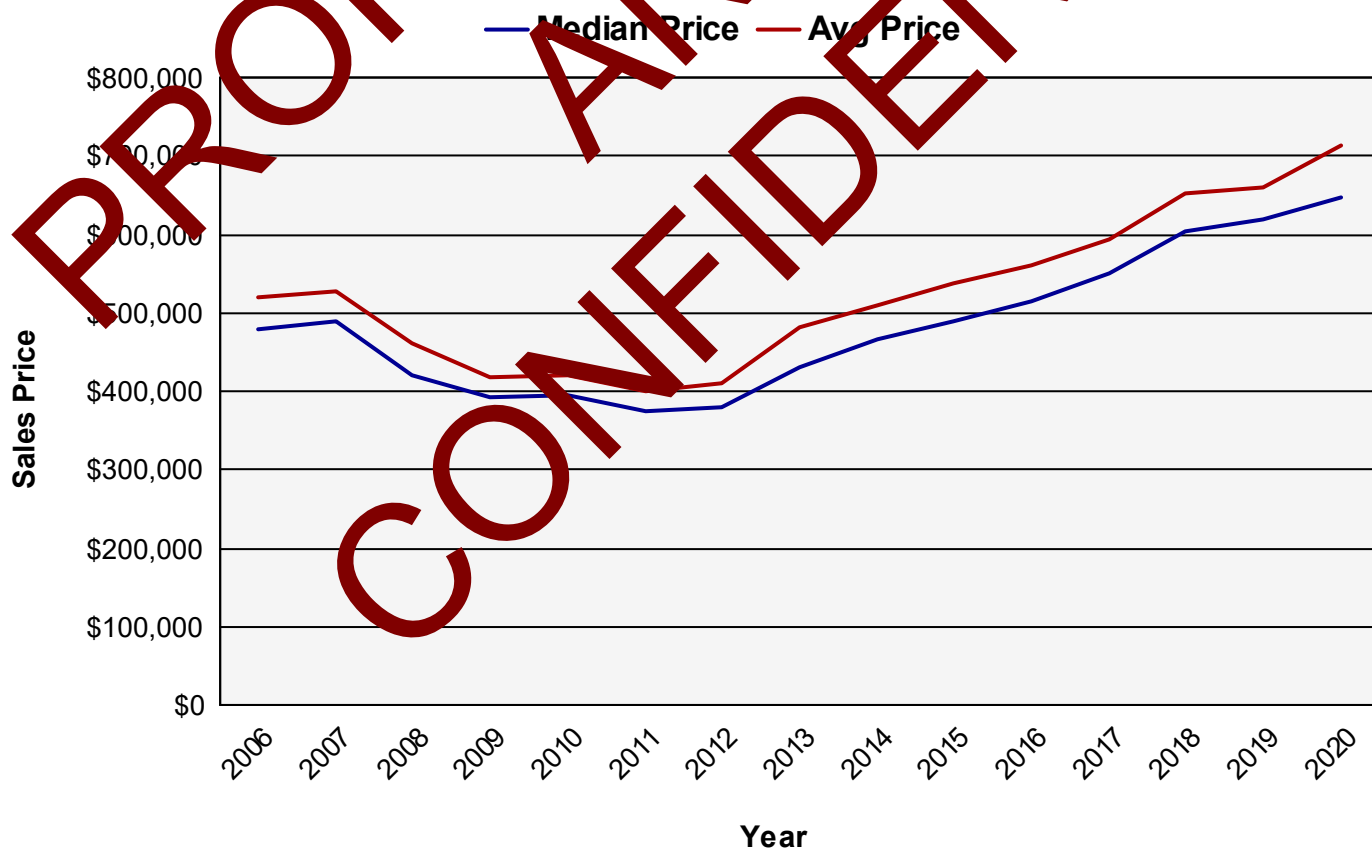


SAN GABRIEL VALLEY MWD

SALES VALUE HISTORY

Single Family Residential Full Value Sales (01/01/2006 - 12/31/2020)

Year	Full Value Sales	Average Price	Median Price	Median % Change
2006	1,377	\$520,751	\$480,000	
2007	1,116	\$528,258	\$489,500	1.98%
2008	941	\$462,148	\$420,000	-14.20%
2009	1,059	\$417,729	\$392,500	-6.55%
2010	1,093	\$419,779	\$395,000	0.64%
2011	1,027	\$388,933	\$375,000	-5.06%
2012	1,247	\$410,684	\$380,000	1.33%
2013	1,386	\$480,643	\$430,250	13.22%
2014	1,273	\$510,788	\$465,000	8.08%
2015	1,311	\$530,504	\$490,000	5.38%
2016	1,306	\$561,178	\$515,000	5.10%
2017	1,289	\$594,472	\$550,000	6.80%
2018	1,177	\$652,811	\$605,000	10.00%
2019	1,099	\$660,084	\$618,000	2.15%
2020	1,007	\$714,116	\$646,000	4.53%



* Multiparcel and trust transfers, quitclaim deeds, timeshares, and partial sales are excluded from this analysis.

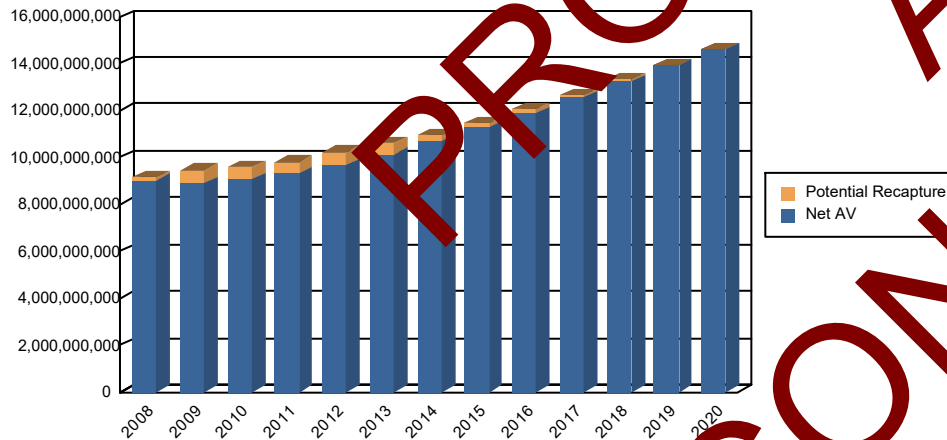
Data Source: Los Angeles County Recorder

This report is not to be used in support of debt issuance or continuing disclosure statements without the written consent of HdL, Coren & Cone

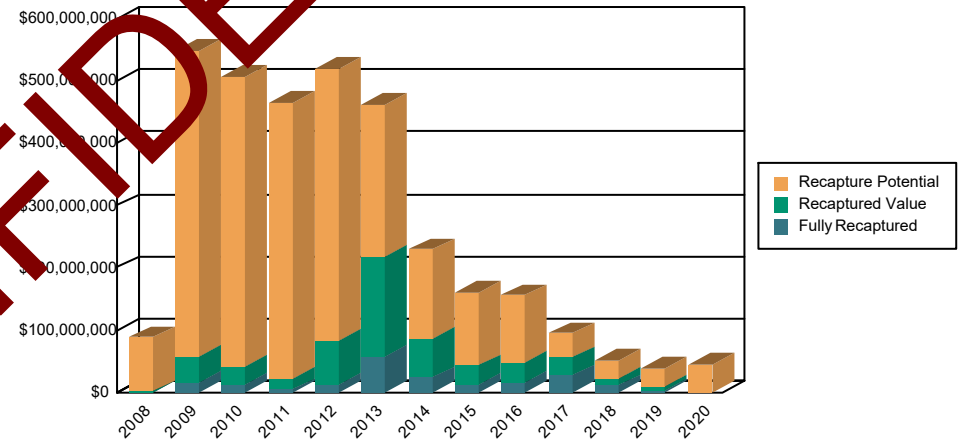
SAN GABRIEL VALLEY MWD
PROP 8 POTENTIAL RECAPTURE HISTORY
Single Family Residential Parcels

Roll Year	Prop 8 Parcel Count	Real Value of Prop 8 Parcels	Inflation Adjusted Peak Taxable Values	Potential Recapture	% of All Parcels	Prop 8 Parcels that have fully recaptured	Increase in Real AV Due to full Recaptures	Prop 8 Parcels that have Recaptured Value	Increase in Real AV Due to Recaptures
2008	1,383	677,509,198	765,644,802	88,135,604	3.9%	9	352,933	16	600,899
2009	4,700	1,908,813,032	2,456,466,412	547,653,380	10.2%	262	15,170,313	887	57,783,911
2010	4,673	1,930,146,135	2,436,454,833	506,308,698	13.1%	259	13,158,503	770	42,172,360
2011	4,267	1,784,214,915	2,248,569,107	464,354,192	11.9%	84	4,442,079	432	21,488,597
2012	4,289	1,744,108,173	2,264,464,030	520,355,857	12.0%	164	11,532,662	1,839	83,620,344
2013	3,948	1,659,873,933	2,121,147,276	461,213,343	11.0%	997	57,601,375	3,385	218,177,381
2014	2,774	1,326,065,987	1,555,748,146	229,682,159	7.7%	499	23,550,070	1,937	86,192,785
2015	2,144	1,071,241,562	1,230,683,204	159,441,642	5.9%	273	2,184,241	1,327	42,802,380
2016	1,868	926,753,121	1,082,315,133	155,562,012	5.1%	362	1,080,351	981	48,055,267
2017	1,277	679,510,224	774,214,906	104,704,682	3.5%	502	26,712,738	1,040	55,898,566
2018	721	410,764,517	461,069,604	50,305,147	2.0%	226	10,315,375	487	21,575,855
2019	500	296,790,374	335,096,241	38,305,867	1.4%	111	3,203,272	224	10,015,599
2020	458	279,632,106	324,117,635	44,495,529	1.3%	101			

Totals for Single Family Residential Parcels



Prop 8 History



The report identifies parcels that were granted a value reduction and possess value recapture potential per Proposition 8. The reductions were based on market conditions at the time of assessor review. This calculation is derived from historical transfers of ownership, Assessor applied Proposition 8 reductions and trends in the marketplace relative to median and average home sales and is an estimate of the impact of current adjustments to the assessment roll as of the 2020-21 lien date.

The Inflation Adjusted Peak Value is defined as a parcel's highest value after its most recent sale. If a parcel is assessed for a lower value after its most recent sale, then the sales price becomes the peak value. Peak values are inflated annually according to Proposition 13. Prop 8 Parcels that have recaptured value include both parcels that have been fully recaptured as well as parcels that have only recaptured a portion of the Inflation Adjusted Peak Values. Proposition 8 potential value recapture is shown in the Potential Recapture Column and assumes no future sales transactions. Sale of Proposition 8 parcels resets base value and removes the parcel from the Proposition 8 list.



SAN GABRIEL VALLEY MWD 2020/21 TOP TEN PROPERTY TAXPAYERS

Top Property Owners Based On Net Values

Owner	Secured			Unsecured			Combined		Primary Use & Primary Agency
	Parcels	Value	% of Net AV	Parcels	Value	% of Net AV	Value	% of Net AV	
1) ELITE TRC ALHAMBRA COMMUNITY LLC (Pending Appeals On Parcels)	13	\$204,240,086	0.83%	1	\$36,698	0.01%	\$204,276,784	0.82%	Commercial Alhambra
2) ALHAMBRA HOLDINGS LLC (Pending Appeals On Parcels)	5	\$185,861,602	0.76%				\$185,861,602	0.74%	Residential Alhambra
3) ATLANTIC TIMES SQUARE II LLC	109	\$150,299,458	0.61%	1	\$91,844	0.02%	\$150,391,302	0.60%	Commercial Monterey Park
4) NORTHROP GRUMMAN SYSTEMS CORPORATION	5	\$110,995,223	0.45%				\$110,995,223	0.44%	Industrial Azusa
5) OMNINET LACC LLC ET AL (Pending Appeals On Parcels)	6	\$85,957,844	0.35%				\$85,957,844	0.34%	Commercial Monterey Park
6) COSTCO WHOLESALE CORPORATION	7	\$63,160,531	0.26%	2	\$11,387,963	0.05%	\$74,548,494	0.30%	Commercial Alhambra
7) TODD APG LLC	1	\$64,589,000	0.26%				\$64,589,000	0.26%	Industrial Azusa
8) MPRP TRACT 2 LLC (Pending Appeals On Parcels)	4	\$60,546,169	0.25%				\$60,546,169	0.24%	Commercial Monterey Park
9) GARFIELD CALMED INVESTMENT LP	9	\$59,553,743	0.24%				\$59,553,743	0.24%	Commercial Monterey Park
10) UNION BANK	5	\$50,864,799	0.21%	1	\$8,688,661	1.61%	\$59,553,460	0.24%	Commercial Monterey Park
Top Ten Total	166	\$1,035,975,435	4.23%	5	\$20,205,164	3.74%	\$1,056,180,619	4.22%	
District Total		\$24,006,802,622			\$539,817,274		\$25,046,619,895*		

PROPRIETARY AND CONFIDENTIAL

Top Owners last edited on 2/12/26 by maheaw using sales through 06/30/2021 (Version r.1)

Data Source: Los Angeles County Assessor 2020/21 Combined Tax Rolls and the SBE Non Unitary Tax Roll

This report is not to be used in support of debt issuance or continuing disclosure statements without the written consent of HdL, Coren & Cone



SAN GABRIEL VALLEY MWD APPEALS HISTORY

Appeals History Listing - 2016 Through 01/14/2026 - In Appeal Number Order

2016 Parcel Appeals							
	Appeal Count		Roll Total	Board Value	Change		
2016 Totals	84	Appeals Allowed	\$193,887,964	\$257,421,470	\$-36,466,494	Value Decline:	12.4%
	82	Appeals Denied	\$93,240,597				
	5	Appeals Pending	\$14,662,396				
	141	Appeals Withdrawn	\$409,649,300				
	<u>312</u>	Appeals	<u>\$811,440,257</u>	<u>\$257,421,470</u>	<u>\$-36,466,494</u>		
2017 Parcel Appeals							
	Appeal Count		Roll Total	Board Value	Change		
2017 Totals	48	Appeals Allowed	\$68,100,978	\$59,476,249	\$-8,624,729	Value Decline:	12.7%
	58	Appeals Denied	\$78,450,467				
	9	Appeals Pending	\$18,719,472				
	134	Appeals Withdrawn	\$580,099,127				
	<u>249</u>	Appeals	<u>\$745,370,044</u>	<u>\$59,476,249</u>	<u>\$-8,624,729</u>		
2018 Parcel Appeals							
	Appeal Count		Roll Total	Board Value	Change		
2018 Totals	10	Appeals Allowed	\$5,865,269	\$52,395,187	\$-7,470,082	Value Decline:	12.5%
	47	Appeals Denied	\$81,419,498				
	5	Appeals Pending	\$18,495,306				
	24	Appeals Withdrawn	\$899,165,514				
	<u>226</u>	Appeals	<u>\$1,056,945,587</u>	<u>\$52,395,187</u>	<u>\$-7,470,082</u>		
2019 Parcel Appeals							
	Appeal Count		Roll Total	Board Value	Change		
2019 Totals	58	Appeals Allowed	\$58,106,152	\$53,166,699	\$-4,939,453	Value Decline:	8.5%
	47	Appeals Denied	\$98,575,961				
	11	Appeals Pending	\$32,347,276				
	107	Appeals Withdrawn	\$621,937,649				
	<u>223</u>	Appeals	<u>\$810,967,038</u>	<u>\$53,166,699</u>	<u>\$-4,939,453</u>		



SAN GABRIEL VALLEY MWD APPEALS HISTORY

Appeals History Listing - 2016 Through 01/14/2026 - In Appeal Number Order

2020 Parcel Appeals		Appeal Count	Roll Total	Board Value	Change	
2020 Totals	56	Appeals Allowed	\$28,457,094	\$82,036,393	\$-46,420,701	Value Decline: 36.1%
	34	Appeals Denied	\$63,290,947			
	13	Appeals Pending	\$33,038,431			
	172	Appeals Withdrawn	\$892,210,570			
	275	Appeals	\$1,116,997,042	\$82,036,393	\$-46,420,701	
SAN GABRIEL VALLEY MWD, ENTIRE CITY Listed Totals						
296	Appeals Allowed	\$608,411,457	\$504,495,998	\$-103,921,459	Value Decline: 17.1%	
268	Appeals Denied	\$414,577,470				
43	Appeals Pending	\$15,262,881				
678	Appeals Withdrawn	\$8,403,062,260				
1,285	Appeals	\$4,541,720,068	\$504,495,998	\$-103,921,459		

PROPRIETARY
CONFIDENTIAL



SAMPLE CITY REVENUE ESTIMATE

2021-22 Through 2025-26 General Fund/VLF Revenue Estimate Based on 2022 Values and Estimated Changes

General Fund	2021-22	2022-23	2023-24	2024-25	2025-26
General Fund and BY Values (Prior Year)	\$1,392,740,763	\$1,429,347,691	\$1,479,250,773	\$1,530,609,253	\$1,583,728,138
Real Property Value (Incl. Prop 8 parcels)	\$1,277,259,869	\$1,313,866,797	\$1,363,769,879	\$1,415,128,359	\$1,468,247,244
CPI of Non Prop 8 Parcels (see notes)	\$12,310,403	\$25,800,220	\$26,739,991	\$27,855,205	\$29,003,607
Transfer of Ownership Assessed Val. Chg. Est.	\$20,574,727	\$2,634,906	\$23,428,931	\$24,290,807	\$25,182,948
Unadjusted Resolved Appeals Val. Chg. Est.	\$0	\$0	\$0	\$0	\$0
Est. SFR Prop 8 Adj. (Based on Recent SFR Price)	\$3,721,798	\$1,880,876	\$1,189,558	\$1,205,533	\$794,894
Estimated Real Property Value	\$1,313,866,797	\$1,363,769,879	\$1,415,128,359	\$1,468,247,244	\$1,523,228,693
Base Year Values	\$108,017,824	\$108,017,824	\$108,017,824	\$108,017,824	\$108,017,824
Personal Property Value (see notes)	\$7,463,070	\$7,463,070	\$7,463,070	\$7,463,070	\$7,463,070
Nonunitary Utility Value (0.0% growth)	\$0	\$0	\$0	\$0	\$0
Enter Completed New Construction					
Estimated Net Taxable Value	\$1,429,347,691	\$1,479,250,773	\$1,530,609,253	\$1,583,728,138	\$1,638,709,587
Estimated Total Percent Change	2.63%	3.49%	3.47%	3.47%	3.47%
Revenue Calculations					
Net Taxable Value Tax @ 1%	\$14,293,477	\$14,792,508	\$15,306,093	\$15,837,281	\$16,387,096
City Share of 1% Tax @ 13.7605233%	\$1,966,857	\$2,035,526	\$2,106,198	\$2,179,293	\$2,254,950
Aircraft Value Tax @ 1%	\$0	\$0	\$0	\$0	\$0
City Share of Aircraft Tax @ 0.3%	\$0	\$0	\$0	\$0	\$0
GF Rev from 1% of Taxable Value	\$1,966,857	\$2,035,526	\$2,106,198	\$2,179,293	\$2,254,950
Taxable Value Revenue Categories					
Secured Revenue	\$1,905,098	\$1,871,601	\$2,040,064	\$2,110,863	\$2,184,145
Unsecured Revenue	\$61,759	\$63,916	\$66,135	\$68,430	\$70,805
Aircraft Revenue	\$0	\$0	\$0	\$0	\$0
Unitary Revenue (Budgeted Flat)	\$58,280	\$58,280	\$58,280	\$58,280	\$58,280
Enter Delnqt. & Suplmntl. Apportionmt. Est.					
Net Revenue from 1% of Taxable Value	\$2,025,137	\$2,093,806	\$2,164,478	\$2,237,573	\$2,313,230
Admin Fee (not deducted above)	\$-26,997	\$-27,908	\$-28,850	\$-29,825	\$-30,833

PROPERLY
 COMPLETED



SAMPLE CITY REVENUE ESTIMATE

2021-22 Through 2025-26 General Fund/VLF Revenue Estimate Based on 2020-21 Values and Estimated Changes

NOTES:

- **The revenue projection assumes 100% payment of taxes. Delinquency is not considered in the projection; however, rates of between 1% and 2% are typical.**
- **Reports with PRELIMINARY in the title do not have a full year of sales transfer information; See sales through date in footer.**
- CPI of Non-Prop 8 Parcels is calculated at the following rates: 2021/22 @ 2.000%; 2022/23 @ 2.000%; 2023/24 @ 2.000%; 2024/25 @ 2.000%; 2025/26 @ 2.000%;
- General Fund Transfer of Ownership Asd.Val.Chg: For 2021/22, the projected increase from known 2020 transfers within the non-Successor Agency areas of the City is used to estimate value growth, with adjustments for possible Prop 8 appeals activity on transferred parcels. For later years, growth is based on a historical average rate of real property growth as a percentage of prior year real property value from reappraisal after sales: 2022/23 @ 1.7%; 2023/24 @ 1.7%; 2024/25 @ 1.7%; 2025/26 @ 1.7%;
- The Resolved Appeals Unappraised Value Change adjustment includes appeals of secured real property known to be approved by the Assessment Appeals Board within a time frame likely to affect 2021/22 roll values. Appeals on properties that have already experienced value adjustment in 2020/21, and properties that have transferred ownership or experienced redevelopment subsequent to their appeal are excluded from this adjustment value.
- Est. Assessor Prop 8 Adjs: Prop 8 reductions in value are TEMPORARY reductions applied by the assessor recognizing when the current market value of a property falls below its (Prop 13) assessed value. For 2021/22 and later, properties with prior Prop 8 reductions are not included in the CPI increase. They are projected to adjust with median sale prices, with increases possible up to the inflation-adjusted Prop 13 value, or further reductions possible if median sale prices decline further.
- The Prop 8 adjustment in 2021/22 uses general fund 2020 median detached single-family residence (DSFR) price change (4.0%) to estimate whether properties will enter Prop 8 reduced status or recapture previous reductions. Subsequent Prop 8 adjustments are based on median DSFR home price changes, projected as follows: 2022/23 @ 4.7%; 2023/24 @ 4.7%; 2024/25 @ 4.7%; 2025/26 @ 4.7%;
- VLFAA Transfer of Ownership Assessed Value Change: For 2021/22, the projected increase from known 2020 transfers within the City is used to estimate value growth, with adjustments for possible Prop 8 appeals activity on transferred parcels. For later years, growth is based on a historical average rate of real property growth as a percentage of prior year real property value from reappraisal after sales: 2022/23 @ 1.7%; 2023/24 @ 1.7%; 2024/25 @ 1.7%; 2025/26 @ 1.7%;
- Base Year Values: With the dissolution of redevelopment, base year values are unlikely to change and are budgeted flat.
- Secured personal property and unsecured values are projected to grow at the following rates: 2021/22 @ 0.0%; 2022/23 @ 0.0%; 2023/24 @ 0.0%; 2024/25 @ 0.0%; 2025/26 @ 0.0%; Unsecured escaped assessments may be included in the unsecured value. The value of escaped assessments is generally consistent and varies from year to year.
- Completed New Construction: This data entry point allows for the inclusion of new construction projects completed annually. Due to processing delays we suggest that a time frame of November - October be selected (e.g. Nov. 2019 - Oct. 2020 for the 2021/22 Fiscal Year). If completed new construction results in a 2020 sale of a property, it is likely that the new value already appears in the value increase due to transfers of ownership entry and therefore should not be also included in the completed new construction value.
- Pooled Revenue Sources include supplemental allocations, redemptions for delinquent payments in Non-fee cities, taxpayer refunds due to successful appeals, roll corrections and other adjustments applied after the release of the bill. The forecasting of these revenues should be conservative.
- General Fund Revenue Estimate does not include any ad valorem voter approved debt service revenues.
- Pass through and residual revenues from former redevelopment agencies are not included in this estimate.
- SB 2557 Administration Fees are not deducted from the general fund projections. In this projection, SB2557 Administration fees are estimated by considering the jurisdiction's most recently reported fee amount as a percentage of its general fund revenue in that year, and applying that percentage to the updated revenue.

TO: Honorable President Miles Prince and Members of the Board

FROM: Steve Kiggins, Assistant General Manager

DATE: March 9, 2026

SUBJECT: **Contractor Selection for Generator Replacement Project**

STAFF RECOMMENDATION

The Board of Directors accepts the lowest qualified bid from T.E. Roberts, Inc. per Civiltec Engineering's evaluation of bids received by 2:00 p.m. on February 26, 2026.

SUMMARY

In February 2023, Civiltec Engineering, Inc. was directed to assess standby power options at six District facilities. Five of the existing standby generators had reached the end of their service life and needed replacement. Riverside Meter Structure currently lacks standby power, and installing a standby generator was one of seven recommendations in the June 2015 Emergency Preparedness/Repair Study Update prepared by Stetson Engineers. During the survey, Civiltec identified electrical issues with at least three of the SCE meter pedestals and recommended further electrical testing at all sites.

In November 2023, the Board approved Civiltec to develop bid-ready design documents and provide bid and construction support for generator replacement and to address any electrical deficiencies related to the upgrades. The bids received on August 14, 2024, for the generator replacement and electrical upgrades were roughly double the engineer's estimate, leading the Board to reject all bids at the September 2024 meeting.

Civiltec examined the cost differences and researched suitable generator options and their availability. Because of the higher costs and multi-month lead times, the Board approved pre-purchasing the standby generators for the six sites at the February 2025 meeting. The last of the pre-ordered equipment arrived on March 3, 2026.

ANALYSIS

Civiltec solicited bids to install the pre-purchased generators and perform the specified electrical improvements. Three bid proposals were received by the February 26, 2026, deadline.

As noted in Civiltec's recommendation letter, although DAP Electric's proposal was significantly lower than the next lowest bid, the submission lacked most of the required documentation in the Notice Inviting Bids and was therefore determined to be non-responsive and cannot be recommended for consideration of award. Staff agrees and recommends the Board accept the lowest qualified bid from T.E. Roberts Inc. for \$547,645.00 plus a 10% contingency.

ENVIRONMENTAL (CEQA)

N/A

STRATEGIC PLAN CORRELATION

Replacing five existing end-of-life emergency standby generators and installing a new generator at the Riverside Meter Facility will ensure reliable emergency power, enable uninterrupted imported water deliveries, and allow remote isolation of the pipeline during a power outage or public safety power shutoff (PSPS).

FISCAL IMPACT

The 2025-2026 budget for Major Capital Expenditures allocates \$651,000.00 for "Standby Generator Replacement and Electrical Upgrades" at the Azusa Flow Control Facility, San Dimas Hydroelectric Facility, Riverside Meter Facility, as well as Big Dalton, Emerald, and Etiwanda Pressure Reducing Stations.

PUBLIC NOTICE

This item has been noted through the regular agenda notification process. Copies of this report can be accessed on the District's website at sgvmwd.com

ATTACHMENTS:

1. Civiltec Engineering recommendation letter
2. T.E. Roberts, Inc. - Proposal
3. R C Foster Corporation - Proposal
4. DAP Electric Inc. - Proposal
5. Bid Proposal Submission Sing-In Sheet



Civil, Water, Wastewater, Drainage, Transportation and
Electrical/Controls Engineering • Construction Management • Surveying
California • Arizona

March 03, 2026

San Gabriel Valley Municipal Water District
1402 N. Vosburg Dr
Azusa, CA 91702

Sent Via Email: stevekiggins@sgvmwd.com

ATTN: Mr. Steve Kiggins

**RE: Generator Replacement Project
Recommendation of Selection of Contractor**

Dear Mr. Kiggins,

Civiltec engineering, inc. (Civiltec) has evaluated the contractor bids received for the **Generator Replacement Project** on February 26, 2026.

The bidding documents were provided for solicitation of bids to 5 general and electrical contractors experienced with working on electrical emergency power systems for pipeline and water conveyance systems construction projects. We received bid proposal packages from three of the firms solicited as listed below.

<u>BIDDER NAME</u>	<u>BID TOTAL</u>
DAP Electric	\$442,815.00
TE Roberts Inc	\$547,645.00
RC Foster Inc	\$853,200.00

The received bid packages were evaluated for completeness, including the required references, safety record, and insurance. The bid package from DAP Electric was found to be grossly incomplete with a lack of any of the Notice Inviting Bids (NIB) required forms. The DAP Electric bid package consisted solely of a typed document enumerating the bid line item costs and the total dollar amount. None of the NIB required forms were provided, most notably the Bid Bond, in the DAP Electric proposal and therefore we cannot recommend them to be considered for award of the project contract.

Both RC Foster Inc and TE Roberts Inc have extensive experience in the southern California area in pipeline utilities for various water agencies, including past District projects. Either of these two contractors would be well qualified to execute the work in the project.

As such, as the lowest qualified bidder at \$547,645.00 we have no reservations in recommending TE Roberts to the District for award selection as the contractor for this project.

Sincerely,

Civiltec engineering, inc.

Steven Walker, P.E.
(swalker@civiltec.com)
Project Manager

**SAN GABRIEL VALLEY MUNICIPAL WATER DISTRICT
GENERATOR REPLACEMENT PROJECT**

PROPOSAL

TO THE SAN GABRIEL VALLEY MUNICIPAL WATER DISTRICT:

In accordance with the San Gabriel Valley Municipal Water District's Notice Inviting Bids, the undersigned BIDDER hereby proposes to furnish all materials, equipment, tools, labor, and incidentals required for the above stated project as set forth in the Plans, Drawings and Specifications, and Contract Documents therefore, and to perform all work in the manner and time prescribed therein.

BIDDER declares that this proposal is based upon careful examination of the work site, Plans, Specifications, Instructions to Bidders, and all other contract documents. If this proposal is accepted for award, BIDDER agrees to enter into a contract with the San Gabriel Valley Municipal Water District at the unit and/or lump sum prices set forth in the following Bid Schedule. BIDDER understands that failure to enter into a contract in the manner and time prescribed will result in forfeiture to the San Gabriel Valley Municipal Water District of the guarantee accompanying this proposal.

BIDDER understands that a bid is required for the entire work that the estimated quantities set forth in the Bid Schedule are solely for the purpose of comparing bids, and that final compensation under the contract will be based upon the actual quantities of work satisfactorily completed. THE SAN GABRIEL VALLEY MUNICIPAL WATER DISTRICT RESERVES THE RIGHT TO INCREASE OR DECREASE THE AMOUNT OF ANY QUANTITY SHOWN AND TO DELETE ANY ITEM FROM THE CONTRACT. It is agreed that the unit and/or lump sum prices bid include all appurtenant expenses, taxes, royalties, and fees. In the case of discrepancies in the amounts bid, unit prices shall govern over extended amounts, and words shall govern over figures.

If awarded the Contract, the undersigned further agrees that in the event of the BIDDER'S default in executing the required contract and filing the necessary bonds and insurance certificates within ten calendar days after the date of the San Gabriel Valley Municipal Water District's notice of award of contract to the BIDDER, the proceeds of the security accompanying this bid shall become the property of the San Gabriel Valley Municipal Water District and this bid and the acceptance hereof may, at the San Gabriel Valley Municipal Water District's option, be considered null and void.

**SAN GABRIEL VALLEY MUNICIPAL WATER DISTRICT
GENERATOR REPLACEMENT PROJECT**

PROPOSAL

EQUAL EMPLOYMENT OPPORTUNITY COMPLIANCE

BIDDER certifies that in all previous contracts or subcontracts, all reports which may have been due under the requirements of any agency, State, or Federal, equal employment opportunity orders have been satisfactorily filed, and that no such reports are currently outstanding.

AFFIRMATIVE ACTION CERTIFICATION

BIDDER certifies that affirmative action has been taken to consider minority business enterprises for those portions of the work to be subcontracted, and that such affirmative actions have been fully documented, that said documentation is open to inspection, and that said affirmative action will remain in effect for the life of any contract awarded hereunder. Furthermore, BIDDER certifies that affirmative action will be taken to meet all equal employment opportunity requirements of the contract documents.

NON-COLLUSION AFFIDAVIT

BIDDER declares that the only persons or parties interested in this proposal as principals are those named herein; that no officer, agent, or employee of the San Gabriel Valley Municipal Water District is personally interested, directly or indirectly, in this proposal; that this proposal is made without connection to any other individual, firm, or corporation making a bid for the same work and that this proposal is in all respects fair and without collusion or fraud.

SAN GABRIEL VALLEY MUNICIPAL WATER DISTRICT
GENERATOR REPLACEMENT PROJECT

PROPOSAL

QUALIFICATION STATEMENT

Submitted by (name): Timothy Roberts Date: 02/26/2026

Official Company Name: T.E. Roberts, Inc.

Corporation Partnership Sole Proprietor

Principal Business Address:

17771 Mitchell North, Irvine, CA 92614

Phone number: 714-669-0072 Fax-Number: 714-200-0241

1. If a corporation, date incorporated: October 13, 1999

State of incorporation: California

Officers' names and titles:

Timothy Roberts - President

Justin Roberts - Secretary

Kimberlee Roberts - Treasurer

LUKE ROBERTS and Nicholas Roberts - vice Presidents

2. If a partnership:

Date of organization N/A

Type of partnership N/A

3. If a sole proprietor, number of years in business under current company name: N/A

4. Number of full-time employees:

Office 15 Field 125

**SAN GABRIEL VALLEY MUNICIPAL WATER DISTRICT
GENERATOR REPLACEMENT PROJECT**

PROPOSAL

5. Average annual value of work your company has performed in the last three years:

\$ 54,501,025.01/year

6. Percentage of question 5 in the area of water distribution systems: 90 %

7. Number of full-time foreperson(s) available for water system work:

14

8. Total value of work currently under contract: \$ 70,627,352.18

9. Approximate bonding capacity:

\$ 50,000,000 (Single)

Bonding company name/address:

Traveler's Casualty and Surety Company

one tower square, Hartford, CT 06183

Agent name/phone number: Spencer Flake, Culbertson Insurance

Services (714) 921-0530

10. Liability insurance limits:

\$ 1,000,000 ex/occurrence + \$2,000,000 per aggregate

Insurance carrier name/address:

CUMIS Specialty Insurance Company

5910 Mineral Point Rd., Madison, Wisconsin 53705

Agent's name/phone number:

HUB International (949) 623-1041

11. Other business in which company actively participates: N/A

12. Has your organization ever failed to complete a construction contract?

No.

If yes, please list details:

**SAN GABRIEL VALLEY MUNICIPAL WATER DISTRICT
GENERATOR REPLACEMENT PROJECT**

PROPOSAL

N/A

13. Is your company currently engaged in litigation, arbitration, mediation, or any other dispute resolution mechanism, relative to the company's involvement in a construction contract?

If yes, please provide details: No.

14. Range of contract value your company is interested in bidding.

Minimum: \$ 0.00 Maximum: \$ 10,000,000.

15. Do you have, or are you willing to acquire, all appropriate licenses to do business in the County of Los Angeles, County of San Bernardino, and the Cities of Rialto, Fontana, La Verne, San Dimas, Glendora, and Azusa? Yes. Will procure upon award.

16. (Not Used)

17. List types of work normally performed by your company's own forces:

Potholing, excavation, installation, dewatering, backfill,
compaction, paving, surface restoration.

18. List work your company will subcontract:

civil improvements, asphalt concrete, demolition,
and electrical.

**SAN GABRIEL VALLEY MUNICIPAL WATER DISTRICT
GENERATOR REPLACEMENT PROJECT**

PROPOSAL

- 22. Complete the attached >Work Experience Schedule.
- 23. Complete the attached >Safety Program and Training sheet.
- 24. Complete the attached >Safety Performance Indicator Sheet.
- 25. List or attach any other qualifications:

DIR # 1000000280

DUNS # 006001237

- 26. This information must include all construction work undertaken in the State of California by the bidder and any partnership, joint venture or corporation that any principal of the bidder participated in as a principal for the last five calendar years and the current calendar year prior to the date of bid submittal. Separate information shall be submitted for each particular partnership, joint venture, corporate or individual bidder. The bidder may attach any additional information or explanation of data which he would like taken into consideration in evaluating the safety record. An explanation must be attached of the circumstances surrounding any and all fatalities.

**SAN GABRIEL VALLEY MUNICIPAL WATER DISTRICT
GENERATOR REPLACEMENT PROJECT**

PROPOSAL

WORK EXPERIENCE SCHEDULE

List three recent similar emergency power generator system projects:

<u>Customer/Company/Agency</u>	<u>Contact/Phone Number</u>	<u>Description (include size and length)</u>	<u>Location</u>	<u>Contract Amount</u>
San Gabriel Valley Water Company	Matt Yucelen 6216-448-6182	Booster station install, booster piping, appurtenances and 10ft wide 600 amp generator installed.	Whittier	833,820.-
San Gabriel Valley Water Company	Matt Yucelen 6216-448-6182	Install drain piping and appurtenances, booster station manifold, booster pump can and 600 amp 10-ft wide generator.	Montebello	1,970,000.-
San Gabriel Valley Water Company	Matt Yucelen 6216-448-6182	858' 1 3/8" GIWBR, 18" RCP, 8"-12" PVC pipe, 4" bypass, booster station install, construction of concrete support pad for 600 amp 10-ft generator.	Montebello	621,183.-

COMPLETED PROJECTS

PROJECT NAME	OWNER	DESCRIPTION	OWNER REPRESENTATIVE NAME / EMAIL / PHONE	FINAL CONSTRUCTION COST	Project Location
Park Plaza Recycled Water Pipeline Replacement	Irvine Ranch Water District 15600 Sand Canyon Avenue Irvine, CA 92612	1,000' 8" C900 PVC DR-14 recycled water line, abandonment of 800' of existing 8" ACP recycled water pipe and service laterals and removal and disposal of 200' of existing 8" ACP recycled water pipe, construction of 6" and 4" PVC service connections and (5) new 2" diameter service laterals	Tiffany Foo foo@lrwd.com 949-453-5329	\$ 931,531.07	Irvine
FE20-05 Plant No. 1 Water Piping Replacement Secondary Clarifiers 1-26	Orange County Sanitation District 18480 Bandiller Circle Fountain Valley, CA 92708	Remove and replace existing buried 6" pipe along with its associated isolation valves	Ryan Cueller rcuellar@ocsan.gov 714-593-7548	\$ 1,375,313.00	Fountain Valley
BSS Manhole Upgrades & RSS Manhole Upgrades	Inland Empire Utilities Agency 6075 Kimball Avenue Chino, CA 91708	Install (65) manhole frames and covers, (2) of which will be relined, appurtenances and surface restoration	Su Cheong scheong@leua.org 909-993-1529	\$ 402,422.65	Rancho Cucamonga, Ontario
Crown Valley Pipelines Replacement	Moulton Niguel Water District 26161 Gordon Road Laguna Hills, CA 92653	16,952' 12" PVC/DIP, 1,375' 16" PVC, and 236' 16" steel pipeline with steel pipe casing, tie-in, bypass manhole & remove bypass, valve & pipe, abandon existing piping and manholes, manhole structure, traffic control, appurtenances and restoration in public right-of-way	Steve Merk smerk@mnwd.com 949-425-3538	\$ 16,004,021.25	Laguna Hills
7136F BNSF RR 8377 Sultana Ave, Fontana	San Gabriel Valley Water Company 11142 Garvey Avenue El Monte, CA 91733	1-10" double check detector assembly, meter, vault piping, backfill and grind and cap	Bryant Marroquin bmarroquin@sgvwater.com 909-201-7374	\$ 39,400.00	Fontana
7104F KB Homes Live Oak Ave	San Gabriel Valley Water Company 11142 Garvey Avenue El Monte, CA 91734	564' 21-3/8" GWBR, 48' 21-3/8" GWBR, backfill w/ CAB with surface restoration	Bryant Marroquin bmarroquin@sgvwater.com 909-201-7374	\$ 182,014.00	Fontana
9942L Plant 12 Booster Stn & Site Improvements	San Gabriel Valley Water Company 11142 Garvey Avenue El Monte, CA 91734	Booster station installation, booster piping, appurtenances, and 10' 600 AMP generator installed	Matt Yucelen myucelen@sgvwater.com 626-448-6182	\$ 1,449,726.31	Whittier
9839L Whittier Narrows Pipeline Repair	San Gabriel Valley Water Company 11142 Garvey Avenue El Monte, CA 91732	Pressure testing and paving of the excavation	Bryant Marroquin bmarroquin@sgvwater.com 909-201-7374	\$ 45,780.14	South El Monte
20" Recycled Water Supply Line (Irrigation BPS #2 Upgrade)	Forest Lawn Memorial-Park Association 1712 S. Glendale Ave., Glendale, CA 91205	2,047' 20" water utility distribution piping, traffic control, SWPPP, surface restoration and appurtenances	Serop Avoyan SAvoyan@forestlawn.com 818-482-7964	\$ 2,026,454.48	Los Angeles
JRWSS Crown Valley Parkway Transmission Main Relocation	South Coast Water District 31592 West Street Laguna Beach, CA 92651	2,495' 36" CML/C water main with tie-in connection, abandon 36"/39" transmission main, appurtenances, traffic control and restoration	Roman Obzejta robzejta@scwd.org 949-499-4555	\$ 3,836,615.97	Laguna Niguel
Santiago Basin Floating Pump Station	Orange County Water District 18700 Ward St., Fountain Valley, CA 92708	Remove/replace existing power cables within 12" electrical conduit, including installation of new vault & connection to existing electrical control room	Laurence Esguerra, P.E. lesguerra@ocwd.com 714-378-3330	\$ 514,161.28	Orange
Magnolia Avenue Interconnection with RPU	Western Municipal Water District 16451 El Sobrante Road Riverside, CA 92503	2,300' 16" PVC pipeline, (1) 2" air/vac release valve assembly, 4" blow off and appurtenances with restoration	Sergio Felix sfelix@wmwd.com 951-571-7204	\$ 4,599,278.19	Riverside, CA
Balboa Island Water Main Replacement Phase 3/Shorecliff Water System Improvements	City of Newport Beach 100 Civic Center Drive Newport Beach, CA 92660	4,350' 6" & 350' 8" PVC water main, 20' 6" PVC, 605' 8" PVC, abandon existing piping, temporary bypass system, 8" flow meter, 2-8" PRVs, electrical pull boxes & conduits, remove & replace concrete sidewalk & alley approach, and appurtenances in public right-of-way	Alfred Castanon acastanon@newportbeachca.gov 949-644-3314	\$ 6,375,143.14	Newport Beach, CA
Box Canyon 16" Waterline Improvement	Yorba Linda Water District 1717 E. Miraloma Avenue Placentia, CA 92870	1,816 LF of Flexible Fabric Reinforced Pipe Rehabilitation (FFRP) for CML&C piping using lower crossover connection, midpoint connection, and upper crossover connection, valves, and appurtenances at two interconnection points	Ben Peralta bperalta@ylwd.com 714-701-3109	\$ 777,559.73	Yorba Linda, CA
Sequoia & Royal Area Main Replacement	Golden State Water Company 1920 W. Corporate Way Anaheim, CA 92801	50' 6" PVC, 14,840' 8" PVC, 30' 12" PVC, & 70' 8" DIP with appurtenances	Melissa Bustos melissa.bustos@gswater.com 909-305-5427	\$ 5,261,171.78	Simi Valley
FF-1 Waterline Replacement Placentia	Yorba Linda Water District 1717 E. Miraloma Avenue Placentia, CA 92870	1,150' 8" PVC and abandon 1,150' 6" ACP, install (83) new 1" service lines and reconnect to existing meters, 3-4" dead end main blow off assemblies & 1-4" drain blow off assembly with appurtenances and surface restoration	Yvette Hanna yhanna@ylwd.com 714-701-3105	\$ 733,482.00	Yorba Linda, CA
Coastal Treatment Plant Personnel Building Sewer Rehabilitation	South Orange County Wastewater Authority 34156 Del Obispo St., Dana Point, CA 92629	Replacement of corroded Ductile Iron Pipe sewer drain located by the Personnel Building	Gary Conklin staffengineer@socwa.com 949-672-8224	\$ 78,165.00	Laguna Niguel
CCWRF Filter Effluent Sodium Hypochlorite Mod	Inland Empire Utilities Agency 6075 Kimball Avenue Chino, CA 91708	Tap & connect into existing sodium hypochlorite feed line and bring 200' 1" CPV SCH 80 piping into tertiary filters' effluent channels	Omar Dandashi odandashi@leua.org 909-268-9918	\$ 85,096.36	Chino
Ranspot and Peeler Water Pipeline Replacement	Elsinore Valley Municipal Water District 31315 Chaney St., Lake Elsinore, CA 92530	1,350' 8" water main install and reconnect residential water services to new water main and install pressure regulators at each service with appurtenances and restoration	Kella Jones kjones@emvwd.net 951-674-3149 ext. 8272	\$ 962,347.38	Lake Elsinore, CA
Valve Turning Phase II	City of Anaheim 200 S. Anaheim Blvd. Anaheim, CA 92803	Valve turning of 2500 valves throughout the Anaheim territory	Tim Cho tcho@anaheim.net 714-765-6890	\$ 779,757.15	Anaheim, CA
6811F Plant F7 Booster Station	San Gabriel Valley Water Company 11142 Garvey Avenue El Monte, CA 91734	Install and maintenance of erosion control devices, installation of SCADA back panel and electrical equip	Berk Dikicloglu BDikicloglu@sgvwater.com 626-448-6183	\$ 1,717,583.27	Fontana
South Gate Automatic Water Meter (AMR) Upgrade Phase 3	City of South Gate 8650 California Avenue South Gate, CA 90280	Replace 1,610- 3/4" and 1" AMR; 75- 1-1/2" AMR ; 40- 2" AMR; 10- 3/4" & 1" meters; 10- 1-1/2" & 2" meters of existing meters, replace 2" pipe with 10- 3/4"-1" meters, and 2" pipe with 10- 1-1/2" & 2" meters	Derwin Dy ddy@sogare.org 657-252-1170	\$ 1,239,753.47	South Gate, CA

9117L WNOU Blend Pipeline	San Gabriel Valley Water Company 11142 Garvey Avenue El Monte, CA 91734	7,060' 8"-30" CML/C pipeline and appurtenances with check valve installation which 10' is of 30" CML/C with (14) cathodic protection stations and (2) of steel casings, traffic control and restoration	John Sanchez jnsanchez@sgvwater.com 626-448-6183	\$	4,086,038.15	South El Monte
Artesia Blvd. and Elaine Ave Area Main Replacement	Golden State Water Company 630 E. Foothill Blvd. San Dimas, CA 91773	40' 4", 115' 6", 2480' 8", 1605 12" PVC pipe; 61 1" & 2" water service; 4" & 6" fire service with appurtenances	Melissa Bustos melissa.bustos@gswater.com 714-296-4319	\$	1,575,624.33	Artesia/Cerritos
Circula Panorama Pipeline Conversion	East Orange County Water District 185 N. McPherson Road Orange, CA 92869	2,650' 12" PVC, 610' 8" PVC pipeline, abandon existing water lines, PRV, vault and valves; install appurtenances with 46,900 SF of restoration	Jeff Smyth jsmyth@eccwd.com 714-538-5815	\$	4,177,074.73	Tustin Foothills
10400L Montebello Ave PL Impr	San Gabriel Valley Water Company 11142 Garvey Avenue El Monte, CA 91734	615' 8-5/8" GWBR, 165' 6-5/8" GWBR, short side and long side service installations	Matt Yucelen myucelen@sgvwater.com 626-448-6182	\$	189,236.15	Hacienda Heights
SCI Rose Hills Gate 17 to Tank 2 Project	SCI PO Box 4056 Danville, IL 61834-4056	Join existing 10" RWM and install 6,974 LF 10" PVC recycled/reclaimed water main to service tank 2 at rose hills memorial park with 2-inch air vac, traffic control, and surface restoration	Jennyfer Sanchez Jennyfer.Sanchez@Sci-us.com o: 562-463-4504 c: 714-417-1318	\$	962,794.28	Whittier
7033F F31 South Reservoir Piping	San Gabriel Valley Water Company 11142 Garvey Avenue El Monte, CA 91737	Install GWBR piping, ADS HP Storm overflow drain piping, appurtenances and restoration	Matt Yucelen myucelen@sgvwater.com 626-448-6185	\$	194,281.00	Fontana
10184L Phase 2 Ave de la Merced	San Gabriel Valley Water Company 11142 Garvey Avenue El Monte, CA 91734	69-1" long side services & 64-1" short side services using trenchless method with appurtenances and surface restoration	Bryant Marroquin bmarroquin@sgvwater.com 909-201-7375	\$	256,900.00	Montebello
9583L Phase 2 Lincoln & Poplar	San Gabriel Valley Water Company 11142 Garvey Avenue El Monte, CA 91734	64-1" long side services & 57-1" short side services using trenchless method with appurtenances and surface restoration	Bryant Marroquin bmarroquin@sgvwater.com 909-201-7375	\$	230,800.00	Montebello
10319L Mines Blvd	San Gabriel Valley Water Company 11142 Garvey Avenue El Monte, CA 91735	Remove and replace fire hydrants	Matt Yucelen myucelen@sgvwater.com 626-448-6185	\$	16,300.00	Whittier
M7 Booster Station, Montebello	San Gabriel Valley Water Company 11142 Garvey Avenue El Monte, CA 91734	Install drain piping and appurtenances, booster suction manifold, booster pump can, and 600 AMP 10' wide generator installed	Matt Yucelen myucelen@sgvwater.com 626-448-6185	\$		Montebello
7039F 8440 Cottonwood Ave	San Gabriel Valley Water Company 11142 Garvey Avenue El Monte, CA 91736	Short side domestic and landscape service installs and double check assembly install, and appurtenances	Matt Yucelen myucelen@sgvwater.com 626-448-6185	\$	38,850.00	Fontana
6986F Santa Ana Ave & Live Oak Ave	San Gabriel Valley Water Company 11142 Garvey Avenue El Monte, CA 91734	850' 12-3/4" GWBR pipeline, appurtenances and surface restoration	Bryant Marroquin bmarroquin@sgvwater.com 909-201-7375	\$	295,500.00	Fontana
Camino De Bryant Waterline Replacement	Yorba Linda Water District 1717 E. Miraloma Avenue Placentia, CA 92870	2,315' 8" PVC, abandon existing water main, 16- 8" gate valves, replace 23 existing water services, install 4" dead end main blow-off assembly with 1" air/vac release with appurtenances, dewatering, safety measures, traffic control, erosion control	Reza Afshar rafshar@ylwd.com 714-701-3106	\$	1,374,123.62	Yorba Linda, CA
FUSD - Recycled Water Site Conversion Project	Fontana Unified School District 9680 Citrus Avenue, Fontana, CA 92335	Conversion and connection to existing of 72' 2", 342' 3", 91' 4" recycled water main for irrigation and landscape watering requirements with 2" & 4" backflow	Javier Castrejon (909) 357-7520 ext. 29415	\$	299,504.17	Fontana
Knott Avenue Water Main Replacement Phase 1	City of Anaheim 200 S. Anaheim Blvd. Anaheim, CA 92805	Design and construction of 3,870' 12" DIP and 362' 8" DIP pressurized pipeline using an open-trench method and appurtenances with restoration, traffic control, excavation and safety measures, abandon existing valves, sidewalk removal and replacement, curb & gutter replacement to nearest joint	Gafur Oyewo goyewo@anaheim.net 6122324318	\$	3,047,184.67	Anaheim, CA
Glomstad Lane Pipeline Replacement	Laguna Beach County Water District 306 Third Street Laguna Beach, CA 92651	300' 6" PVC and restoration with appurtenances	John Kaneshiro jkaneshiro@lbcwd.org 949-525-1122	\$	372,878.60	Laguna Beach, CA
Balboa Water Transmission Main Replacement (Funzone FFRP)	City of Newport Beach 100 Civic Center Drive Newport Beach, CA 92660	12" Primus Liner installation, pushed 200' of 2" pipe into existing 12" CML/C line going under the harbor using open trench method, water shut down, set up to high line temporary water service, traffic control, dewatering, and surface restoration	Alfred Castanon acastanon@newportbeachca.gov 949-644-3314	\$	380,361.78	Newport Beach, CA
Potable Water Valve Replacement FY21 - Phase 1	City of Anaheim 200 S. Anaheim Blvd. Anaheim, CA 92805	Replacement and installation of 94 valves at 36 locations with design and restoration	Eduardo Lomell elomell@anaheim.net 7147655157	\$	2,732,670.65	Anaheim, CA 92805
SCWD JRWSS Avenida Presidio Valve Replacement	South Coast Water District 31592 West Street Laguna Beach, CA 92651	Temporary water transmission main bypass, new 12", 18", 30" CML/C steel pipe, 24" and 30" connection to existing cylinder and cement pipes, painting/coating, new manways and access vaults, install 12" & 18" eccentric plug valves, 2" air and vacuum relief valve assembly and appurtenances with traffic control coordination	Vernon Welsman vwelsman@scwd.org 949-342-2314	\$	648,167.25	San Clemente, CA 92672
Imperial Waterline Improvement	Yorba Linda Water District 1717 E. Miraloma Avenue Placentia, CA 92870	1,350' 14", 1,850' 16", and 2,250' 18" PE flexible liner, 530' 8" PVC waterline and appurtenances with restoration	Ammar Tohmeh atohmeh@ylwd.com 7147013109	\$	2,824,306.00	Yorba Linda, CA
West Irvine Terrace & Balboa Island Water Main Replacement	City of Newport Beach 100 Civic Center Drive Newport Beach, CA 92660	11,000' 8" PVC and 2,200' 6" PVC potable water main, 2-3" drainage piping, 12" CLA-VAL and vault piping, meters and appurtenances, trench dewatering and 71,000 SF base pave with asphalt and traffic striping and traffic control	Alfred Castanon acastanon@newportbeachca.gov 9496443314	\$	4,598,814.22	Newport Beach, CA
Felicidad, Lemon and Freedom Water Main Replacement	City of Anaheim 200 S. Anaheim Blvd. Anaheim, CA 92805	Design and construction of 3,960 LF of 8" DIP water line and 630 LF 12" DIP water line, replace (56) meters, and appurtenances with restoration.	Jacob Hester jhester@anaheim.net 714-713-1058	\$	2,763,498.61	Anaheim, CA
Chino I RO Trains No.3 and No.4 Improvements	Chino Basin Desalter Authority 2151 S. Haven Avenue, Suite 202 Ontario, CA 91761	Construction of water treatment plant upgrades	Tom O'Neill tonell@chinodesalter.org 9092183729	\$	277,725.00	Chino, CA

Catholic Protection System Improvements	West Basin Municipal Water District 17140 S. Avalon Blvd. #210 Carson, CA 90746	repair and rehabilitation of existing cathodic protection (CP) test stations, the construction of 131 new CP test stations, the construction of new corrosion monitoring test stations, and the repair of 36 discontinuous joints within West Basin's recycled water distribution system. The Project includes work on 22 metallic pipelines which convey secondary effluent, recycled water, barrier injection water, and brine wastewater within 12 cities	Kevin Cullen KevinC@WestBasin.org (310) 660-6259	\$	7,374,827.27	Caron, El Segundo, Gardena, Hawthorne, Inglewood, Lawndale, Los Angeles, Los Angeles County, Manhattan Beach, Redondo Beach, Hermosa Beach and Torrance
9217L M3 Booster Station	San Gabriel Valley Water Company 11142 Garvey Avenue El Monte, CA 91734	858' 17-3/8" GWBR, 18" RCP, 8"-12" PVC pipe, 4" bypass, booster station install and appurtenances with restoration	Matt Yucelen myucelen@sgvwater.com 626-448-6183	\$	811,429.28	Montebello
RP1 Headworks Biofilter Coating	Inland Empire Utilities Agency 6075 Kimball Avenue Chino, CA 91708	Crack repair, spalling repair, and coating of RP1 headworks biofilter	Alan Lau alau@ieua.org 9099931630	\$	514,151.00	Ontario, CA
Live Oak Storm Drain	City of Yorba Linda 4845 Casa Loma Avenue Yorba Linda, CA 92886	648' 18" RCP storm drain pipe and appurtenances with restoration	Rick Yee ryee@yorbaindaca.gov 7149617170	\$	280,304.00	Yorba Linda, CA
ID1 CRA Project #1, Construction Package #1 and Package #2	East Orange County Water District 185 N. McPherson Road Orange, CA 92869	Installation of 9,487 LF of 12" PVC and 18" PVC sewer pipeline in public right-of-way, open trench with a depth up to 19' with bypass and restoration; installation of (15) 60" new manholes, dewatering, traffic control, appurtenances and 44,997 SF of paving grind & cap and 24,030 SF of paving trench patch	Jeff Smyth jsmyth@eocwd.com 714-538-5815	\$	12,027,844.37	North Tustin, CA
La Palma Parkway Water Main Replacement	City of Anaheim 200 S. Anaheim Blvd. Anaheim, CA 92805	Design and construction of 2,207' 8" DIP, meters and appurtenances with restoration	Eduardo Lomell elomell@anaheim.net 7147654165	\$	1,662,634.72	Anaheim, CA
Fire Hydrant Replacement Project	Laguna Beach County Water District 306 Third Street Laguna Beach, CA 92651	Remove and replace fire hydrant assemblies with lateral lines to main and restoration	David Youngblood dyoungblood@lbcwd.org 9494363058	\$	476,194.80	Laguna Beach, CA
Walnut Turnout Vault Replacement	East Orange County Water District 185 N. McPherson Road Orange, CA 92869	Vault replacement, 4" 6" 10" 12" 18" steel piping, 10" & 4" PRV with 10" & 4" PRV gate valves; flow meter, electrical panel and controls, on site programming and integration, water sample station install, 2" drain install with surface restoration and traffic control	Jeff Smyth jsmyth@eocwd.com 7145385815	\$	1,065,160.35	Tustin, CA
Water Services and Valve Replacements	City of Signal Hill 2175 Cherry Avenue Signal Hill, CA 90755	Replacement of water services, meters and valves with restoration	Jesus Saldana jsaldana@cityofsignalhill.org 5629897351	\$	444,880.50	Signal Hill, CA
Lampson Ave/Springdale St Sewer Improvements	Garden Grove Sanitary District 13802 Newhope Street Garden Grove, CA 92843	Construct 1,898' twin seal 10" PVC sewer pipeline in public right-of-way, contaminated groundwater treatment, shoring design, dewatering 24 hrs a day 7/days a week, (6) 100-lined 4' manhole install, appurtenances with restoration	Lihan Jin ljin@ggcity.com 714-741-5977	\$	2,527,230.72	Garden Grove, CA 92845
Anaheim Groundwater Treatment Plant Phase A	CDM Smith Constructors 9220 Cleveland Avenue, Suite 100 Rancho Cucamonga, CA 91730	Installation of 72' 12" HDPE, 343' 48" HDPE, and 285' 24" RCP to connect to an existing 16" pipe and PVC overflow structure for groundwater treatment plants	Nate Lazewski lazewskiNK@cdmsmith.com 5622540009	\$	2,803,773.00	Anaheim, CA
M7 Booster Station, Montebello Ph. 2	San Gabriel Valley Water Company 11142 Garvey Avenue El Monte, CA 91734	315' 12-3/4" GWBR, 305' 17-3/8" GWBR booster station, (8) OF reservoir pipe support and appurtenances	Matt Yucelen myucelen@sgvwater.com 626-448-6183	\$	839,026.00	Montebello
Lincoln Avenue Techite Pipe Replacement	City of Riverside 3750 University Avenue Riverside, CA 92501	4360' 54" CML/C and 80' 18" CML/C water pipeline, 30" manway, tie-in connection points to existing 18", 42" and proposed 54" piping, dewatering, and appurtenances with restoration and traffic control	Morgan Newlin mnewlin@riversideca.gov 951-237-1342	\$	5,372,774.46	Riverside, CA
Irvine Desalter PAP and SGU Optimization for PFAS	Pacific Hydrotech 314 E. 3rd Street Perris, CA 92570	Installation of pipeline and appurtenances for PFAS	Dale McKay dmckay@pachydro.com 9519438803	\$	605,064.00	Irvine, CA 92618
1100 Zone Pressure Realignment and Pressure Reducing Stations	Jurupa Community Services District 11201 Harrel Street Jurupa Valley, CA 91752	Inlet/outlet piping, above ground piping, fittings, valves, Cla-Val control valve, propeller meter, all appurtenant air valves, taps, pressure gauges, supports, below ground riser pipes and fittings, connections to below ground piping, 6"-12" gate valves and pressure reducing stations with appurtenances and restoration	Ashish Marwah amarwah@jcsd.us 9516857434	\$	970,624.24	Jurupa Valley, CA
Cinderella Drive Area Main Replacement	Golden State Water Company 630 E. Foothill Blvd San Dimas, CA 91773	6,280' 8" PVC potable water main, excavate invert to go under gas line due to utility conflicts at 8" high pressure gas line, and appurtenances with restoration	Emilio Gutierrez emilio.gutierrez@gswater.com 909-305-5427	\$	1,622,666.00	Claremont, CA
JTM U3R5 Manway Installation and Vault	South Coast Water District 31592 West Street Laguna Beach, CA 92651	Manway and vault installation with restoration	Megan Geer mgeer@scwd.oeg 9494994555	\$	266,496.52	Laguna Niguel, CA

**SAN GABRIEL VALLEY MUNICIPAL WATER DISTRICT
GENERATOR REPLACEMENT PROJECT**

PROPOSAL

Bidders are to complete Form-D of the Contractor Minimum Safety Requirement (CMSR) attachments as part of their bid.

Number of year's experience your company has in valve replacement projects 24.

SAFETY PROGRAM CONTENT AND TRAINING


1. Does your company have a written safety policy endorsed by top Management?
Yes No
2. Does your company have a written safety program? Yes No
3. Does your company employ a full-time safety manager? Yes No If yes, name and title: _____
4. Does your company offer a New Employee Orientation Program that includes elements of its safety program? Yes No
5. Do company supervisors/foremen receive special safety training for the position before being placed on the job? Yes No
6. Does your company conduct pre-employment drug/alcohol screening?
Yes No
7. Does your company hold regular employee safety meetings? Yes No
8. Does your company conduct on-site inspections? Yes No
9. What is the frequency of the on-site inspection?
() Weekly () Bi-Weekly () Monthly (x) Other Daily
10. Does your company's safety program include OSHA required training in the following areas:
Title 8, CCR, Section 3203 - Injury and Illness prevention program: Yes No
Title 8, CCR, Article 6. Section 1539-1541 - Excavations: Yes No
Title 8, CCR, Article 108. Sections 5156-5182 - Confined Space: Yes No

**SAN GABRIEL VALLEY MUNICIPAL WATER DISTRICT
GENERATOR REPLACEMENT PROJECT**

PROPOSAL

SAFETY PROGRAM CONTENT AND TRAINING

Title 8, CCR, Article 109, Section 5194 - Hazard Communication	Yes <input checked="" type="checkbox"/>	No <input type="checkbox"/>
Safety Polices	Yes <input checked="" type="checkbox"/>	No <input type="checkbox"/>
Right-to-know	Yes <input checked="" type="checkbox"/>	No <input type="checkbox"/>
Hazcom	Yes <input checked="" type="checkbox"/>	No <input type="checkbox"/>
First aid/CPR	Yes <input checked="" type="checkbox"/>	No <input type="checkbox"/>
Personal protective equipment	Yes <input checked="" type="checkbox"/>	No <input type="checkbox"/>
Lock out/tag out	Yes <input checked="" type="checkbox"/>	No <input type="checkbox"/>
Confined space entry	Yes <input checked="" type="checkbox"/>	No <input type="checkbox"/>
Competent person for excavations	Yes <input checked="" type="checkbox"/>	No <input type="checkbox"/>

Dated: 02/26/2026 T. E. Roberts, Inc.
Bidder 
Signature Timothy Roberts
Title President

**SAN GABRIEL VALLEY MUNICIPAL WATER DISTRICT
GENERATOR REPLACEMENT PROJECT**

PROPOSAL

SAFETY PERFORMANCE INDICATORS

List your company's insurance Experience Modification Rate (EMR) for the last five years:

2020	2021	2022	2023	2024
.98	.83	.90	.91	.95

List your company OSHA 200 log and appropriate on-the-job data for the last five years:

Data	2020	2021	2022	2023	2024
Number of contracts	71	80	70	49	73
Total dollar amount of contracts	10,964,386.95	32,629,383.47 0	9,284,286.57	42,159,270.12	50,723,134.33
* Number of fatalities	0	0	0	0	0
* No. of lost work time injuries cases	0	3	1	0	0
Total days of lost work time injuries	0	189	5	0	0
No. of restricted work time injuries	0	0	0	1	0
No. of work day on restricted work time	0	0	28	50	0
No. of injuries without lost work time	1	1	4	1	0
* No. of lost work time case involving permanent transfer or termination	0	0	0	0	0
Total number of employee hours worked	156,016.25	165,814	193,179.50	193,303.10	250,433

Has your company received any governmental safety or health citation(s) in the past five years?

Yes _____ No


If yes, list number of citations. N/A

**SAN GABRIEL VALLEY MUNICIPAL WATER DISTRICT
GENERATOR REPLACEMENT PROJECT**

PROPOSAL

* The information required for these items is the same as that required for columns 3 to 6, Code 10, Occupational Injuries, Summary - Occupational Injuries and Illnesses, OSHA No. 102.

The above information required was compiled from the records that are available to me at this time and I declare under penalty of perjury that the information is true and accurate within the limitations of those records.



Signature Timothy Roberts

17771 Mitchell North

Address

714-669-0072

Telephone

T.F. Roberts, Inc. Name of Bidder (print)

603008 A, C34 (print)

State Contractor's Lic. No & Classification

Irvine City 92614 Zip Code

**SAN GABRIEL VALLEY MUNICIPAL WATER DISTRICT
GENERATOR REPLACEMENT PROJECT**

PROPOSAL

CONTRACTOR'S LICENSE DECLARATION

(Business and Professions Code Section 7028.15)

The undersigned declares that he or she is President
(Title)
of T.E. Roberts, Inc. (Bidder),
(Company Name)

1. Contractor's License Number: 663008 State California
2. Contractor's License Classification: A, C34
3. Expiration date of Contractor's License: October 31, 2026
4. Bidder acknowledges that Section 7028.15(e) of the Business and Professions Code provides as follows:

"A licensed contractor shall not submit a bid to a public agency unless his or her contractor's license appears clearly on the bid, the license expiration date is stated and the bid contains a statement that the representations therein are made under penalty of perjury. Any bid not containing this information, or a bid containing information which is subsequently proven false, shall be considered non-responsive and shall be rejected by the public agency."

The undersigned declares under penalty of perjury that the forgoing is true and correct.

Executed on February 26, 2026, at Irvine
California (insert city and state where signed)

T.E. Roberts, Inc.
Name of Company

Timothy Roberts
Typed Name


Signature

President
Title

BID BOND

TRAVELERS CASUALTY AND SURETY COMPANY OF AMERICA
Hartford, Connecticut 06183

Bond No. 10-B
Premium: Nil

KNOW ALL MEN BY THESE PRESENTS,

That we, T.E. Roberts, Inc.

as Principal, hereinafter called the Principal, and TRAVELERS CASUALTY AND SURETY COMPANY OF AMERICA, of Hartford, Connecticut, a corporation duly organized under the laws of the State of Connecticut, as Surety, hereinafter called the Surety, are held and firmly bound unto

San Gabriel Valley Municipal Water District

as Obligee, hereinafter called the Obligee, in the sum of ten percent of amount bid

Dollars (\$ 10%), for the payment of which sum well and truly to be made, the said Principal and the said Surety, bind ourselves, our heirs, executors, administrators, successors and assigns, jointly and severally, firmly by these presents.

WHEREAS, the Principal has submitted a bid for

Generator Replacement Project

NOW, THEREFORE, if the Obligee shall accept the bid of the Principal and the Principal shall enter into a Contract with the Obligee in accordance with the terms of such bid, and give such bond or bonds as may be specified in the bidding or Contract Documents with good and sufficient surety for the faithful performance of such Contract and for the prompt payment of labor and material furnished in the prosecution thereof, or in the event of the failure of the Principal to enter such Contract and give such bond or bonds, if the Principal shall pay to the Obligee the difference not to exceed the penalty hereof between the amount specified in said bid and such larger amount for which the Obligee may in good faith contract with another party to perform the Work covered by said bid, then this obligation shall be null and void, otherwise to remain in full force and effect.

Signed and sealed this 18th day of February, 2026

T.E. Roberts, Inc.

Timothy Roberts

(Principal) (Seal)

President

(Title)

(Witness)

See attached CA Acknowledgment

(Witness)

TRAVELERS CASUALTY AND SURETY COMPANY OF AMERICA

By

Spencer Flake (Attorney-in-Fact)

Printed in cooperation with the American Institute of Architects (AIA) by Travelers Casualty and Surety Company of America. The language in this document conforms exactly to the language used in AIA Document A310, February 1970 edition.

CALIFORNIA ALL-PURPOSE ACKNOWLEDGMENT

CIVIL CODE § 1189

A notary public or other officer completing this certificate verifies only the identity of the individual who signed the document to which this certificate is attached, and not the truthfulness, accuracy, or validity of that document.


State of California)
County of Orange)

On February 18, 2026 before me, Hannah Ogren, Notary Public,
Date Here Insert Name and Title of the Officer
personally appeared Spencer Flake
Name(s) of Signer(s)

who proved to me on the basis of satisfactory evidence to be the person(s) whose name(s) is/are subscribed to the within instrument and acknowledged to me that he/she/they executed the same in his/her/their authorized capacity(ies), and that by his/her/their signature(s) on the instrument the person(s), or the entity upon behalf of which the person(s) acted, executed the instrument.

I certify under PENALTY OF PERJURY under the laws of the State of California that the foregoing paragraph is true and correct.

WITNESS my hand and official seal.



Signature [Handwritten Signature]
Signature of Notary Public

Place Notary Seal Above

OPTIONAL

Though this section is optional, completing this information can deter alteration of the document or fraudulent reattachment of this form to an unintended document.

Description of Attached Document

Title or Type of Document: _____ Document Date: _____
Number of Pages: _____ Signer(s) Other Than Named Above: _____

Capacity(ies) Claimed by Signer(s)

Signer's Name: _____ Signer's Name: _____
 Corporate Officer — Title(s): _____ Corporate Officer — Title(s): _____
 Partner — Limited General Partner — Limited General
 Individual Attorney in Fact Individual Attorney in Fact
 Trustee Guardian or Conservator Trustee Guardian or Conservator
 Other: _____ Other: _____
Signer Is Representing: _____ Signer Is Representing: _____



**Travelers Casualty and Surety Company of America
Travelers Casualty and Surety Company
St. Paul Fire and Marine Insurance Company**

POWER OF ATTORNEY

KNOW ALL MEN BY THESE PRESENTS: That Travelers Casualty and Surety Company of America, Travelers Casualty and Surety Company, and St. Paul Fire and Marine Insurance Company are corporations duly organized under the laws of the State of Connecticut (herein collectively called the "Companies"), and that the Companies do hereby make, constitute and appoint **Spencer Flake** of **ANAHEIM**, **California**, their true and lawful Attorney(s)-in-Fact to sign, execute, seal and acknowledge any and all bonds, recognizances, conditional undertakings and other writings obligatory in the nature thereof on behalf of the Companies in their business of guaranteeing the fidelity of persons, guaranteeing the performance of contracts and executing or guaranteeing bonds and undertakings required or permitted in any actions or proceedings allowed by law.

IN WITNESS WHEREOF, the Companies have caused this instrument to be signed, and their corporate seals to be hereto affixed, this **21st** day of **April**, 2021.



State of Connecticut


City of Hartford ss.

By: 
Robert L. Raney, Senior Vice President

On this the **21st** day of **April**, 2021, before me personally appeared **Robert L. Raney**, who acknowledged himself to be the Senior Vice President of each of the Companies, and that he, as such, being authorized so to do, executed the foregoing instrument for the purposes therein contained by signing on behalf of said Companies by himself as a duly authorized officer.

IN WITNESS WHEREOF, I hereunto set my hand and official seal.

My Commission expires the **30th** day of **June**, 2026




Anna P. Nowik, Notary Public

This Power of Attorney is granted under and by the authority of the following resolutions adopted by the Boards of Directors of each of the Companies, which resolutions are now in full force and effect, reading as follows:

RESOLVED, that the Chairman, the President, any Vice Chairman, any Executive Vice President, any Senior Vice President, any Vice President, any Second Vice President, the Treasurer, any Assistant Treasurer, the Corporate Secretary or any Assistant Secretary may appoint Attorneys-in-Fact and Agents to act for and on behalf of the Company and may give such appointee such authority as his or her certificate of authority may prescribe to sign with the Company's name and seal with the Company's seal bonds, recognizances, contracts of indemnity, and other writings obligatory in the nature of a bond, recognizance, or conditional undertaking, and any of said officers or the Board of Directors at any time may remove any such appointee and revoke the power given him or her; and it is

FURTHER RESOLVED, that the Chairman, the President, any Vice Chairman, any Executive Vice President, any Senior Vice President or any Vice President may delegate all or any part of the foregoing authority to one or more officers or employees of this Company, provided that each such delegation is in writing and a copy thereof is filed in the office of the Secretary; and it is

FURTHER RESOLVED, that any bond, recognizance, contract of indemnity, or writing obligatory in the nature of a bond, recognizance, or conditional undertaking shall be valid and binding upon the Company when (a) signed by the President, any Vice Chairman, any Executive Vice President, any Senior Vice President or any Vice President, any Second Vice President, the Treasurer, any Assistant Treasurer, the Corporate Secretary or any Assistant Secretary and duly attested and sealed with the Company's seal by a Secretary or Assistant Secretary; or (b) duly executed (under seal, if required) by one or more Attorneys-in-Fact and Agents pursuant to the power prescribed in his or her certificate or their certificates of authority or by one or more Company officers pursuant to a written delegation of authority; and it is

FURTHER RESOLVED, that the signature of each of the following officers: President, any Executive Vice President, any Senior Vice President, any Vice President, any Assistant Vice President, any Secretary, any Assistant Secretary, and the seal of the Company may be affixed by facsimile to any Power of Attorney or to any certificate relating thereto appointing Resident Vice Presidents, Resident Assistant Secretaries or Attorneys-in-Fact for purposes only of executing and attesting bonds and undertakings and other writings obligatory in the nature thereof, and any such Power of Attorney or certificate bearing such facsimile signature or facsimile seal shall be valid and binding upon the Company and any such power so executed and certified by such facsimile signature and facsimile seal shall be valid and binding on the Company in the future with respect to any bond or understanding to which it is attached.

I, **Kevin E. Hughes**, the undersigned, Assistant Secretary of each of the Companies, do hereby certify that the above and foregoing is a true and correct copy of the Power of Attorney executed by said Companies, which remains in full force and effect.

Dated this **18th** day of **February**, 2026




Kevin E. Hughes, Assistant Secretary

**To verify the authenticity of this Power of Attorney, please call us at 1-800-421-3880.
Please refer to the above-named Attorney(s)-in-Fact and the details of the bond to which this Power of Attorney is attached.**

CALIFORNIA CERTIFICATE OF ACKNOWLEDGMENT

A notary public or other officer completing this certificate verifies only the identity of the individual who signed the document to which this certificate is attached, and not the truthfulness, accuracy, or validity of that document.

State of California)

County of Orange)

On 2-26-21 before me, Shaylee A. Barsness, Notary Public,
(here insert name and title of the officer)

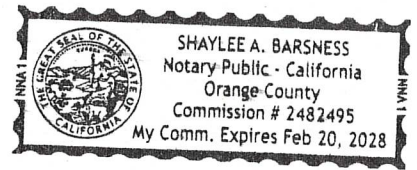
personally appeared Timothy Roberts

who proved to me on the basis of satisfactory evidence to be the person(s) whose name(s) is/are subscribed to the within instrument and acknowledged to me that he/she/they executed the same in his/her/their authorized capacity(ies), and that by his/her/their signature(s) on the instrument the person(s), or the entity upon behalf of which the person(s) acted, executed the instrument.

I certify under PENALTY OF PERJURY under the laws of the State of California that the foregoing paragraph is true and correct.

WITNESS my hand and official seal.

Signature Shaylee Barsness



(Seal)

Optional Information

Although the information in this section is not required by law, it could prevent fraudulent removal and reattachment of this acknowledgment to an unauthorized document and may prove useful to persons relying on the attached document.

Description of Attached Document

The preceding Certificate of Acknowledgment is attached to a document titled/for the purpose of _____

containing _____ pages, and dated _____

The signer(s) capacity or authority is/are as:

- Individual(s)
- Attorney-in-Fact
- Corporate Officer(s) _____
Title(s)

- Guardian/Conservator
- Partner - Limited/General
- Trustee(s)
- Other: _____

representing: _____
Name(s) of Person(s) or Entity(ies) Signer is Representing

Additional Information

Method of Signer Identification

Proved to me on the basis of satisfactory evidence:
 form(s) of identification credible witness(es)

Notarial event is detailed in notary journal on:
Page # _____ Entry # _____

Notary contact: _____

Other

- Additional Signer(s) Signer(s) Thumbprint(s)
- _____



BIDDERS STATEMENT OF FINANCIAL RESPONSIBILITY

T.E. Roberts, Inc., was established in 1999 and is an experienced and knowledgeable professional in underground utility construction. We have substantial expertise and skill in constructing quality work for water agencies, local municipalities, and private enterprises. Throughout the years we have accumulated equipment, resources, insurance policies, employees, and business contacts to ensure our continued success. We are financially capable and responsible of completing underground utility projects. T.E. Roberts, Inc. has never filed a petition for bankruptcy. We have adequate bonding capacity and an available Bank Line of Credit.

REFERENCES:

- Bank: Sunwest Bank, 2050 Main Street, Irvine, CA 92614
Contact: Denise McCanless (714) 730-4412
- Accountant: Friedman and Associates, 4040 Barranca Parkway, Suite 280, Irvine, CA 92604
Contact: Brett Friedman (714) 850-1001
- Bonds: Culbertson Insurance Services, 5500 E. Santa Ana Canyon Road, Anaheim, CA 92807
Contact: Spencer Flake (714) 921-0530
- Insurance: HUB International Insurance Services, 4695 MacArthur Court, Suite 600
Newport Beach, CA 92660 Contact: Laura Lettieri (949) 623-1430

Corporate officers are Timothy Roberts-President, Justin Roberts-Secretary, Kimberlee Roberts-Treasures, Nicholas Roberts, and Luke Roberts-Vice Presidents.

Upon request and within seven days T.E. Roberts, Inc. can provide a signed financial statement, financial data or other information and references sufficiently comprehensive to permit an appraisal of its financial condition.

Timothy Roberts, President

02/26/2020
Date

SGVMWD - Generator Replacement Project

PROPOSAL BID FORM					
Item #	Name	Description	Quantity	Unit	Price
Rialto Meter Structure					
1	Demolition	Costs to demolish and lawfully dispose of existing concrete, unused generator, wiring, conduits, meter and panels.	1	LS	\$ 9,213.00
2	Switchgear 600V/ATS/Meter	Contractor install new Owner prepurchased 600V switchgear, ATS, meter, pull boxes and integration to existing facility.	1	LS	\$ 17,465.00
3	Ductbanks/Wire/Conduits/Grounding	Cost to provide and install new ductbanks, wiring, conduits, grounding system, and integration into the existing facility.	1	LS	\$ 19,808.00
4	10KW Generator and Enclosure	Cost to install new Owner prepurchased generator, enclosure and integration into the existing facility.	1	LS	\$ 12,801.00
5	Concrete Support Pad, Meter Pedestal, Crushed Stone and Grading	Cost to provide and install all concrete support pads/pedestals, site crushed stone and grading at the existing facility.	1	LS	\$ 5,176.00
6	Startup, Testing, and SCE Coordination	Cost to perform startup, testing and commissioning of the new systems, and SCE coordination.	1	LS	\$ 8,070.00
A					Rialto Meter Structure Site Total Price: \$ 72,533.00

Etiwanda Pressure Reducing Station					
7	Demolition	Costs to demolish and lawfully dispose of existing concrete, wiring, conduits, meter and panels.	1	LS	\$ 9,191.00
8	Switchgear 600V/ATS/Meter	Contractor install new Owner prepurchased 600V switchgear, ATS, meter, pull boxes and integration to existing facility.	1	LS	\$ 17,541.00
9	Ductbanks/Wire/Conduits/Grounding	Cost to provide and install new ductbanks, wiring, conduits, grounding system, and integration into the existing facility.	1	LS	\$ 19,731.00
10	10KW Generator and Enclosure	Cost to install new Owner prepurchased generator, enclosure and integration into the existing facility.	1	LS	\$ 12,779.00
11	Concrete Support Pad, Meter Pedestal, Crushed Stone and Grading	Cost to provide and install all concrete support pads/pedestals, site crushed stone and grading at the existing facility.	1	LS	\$ 5,298.00
12	Startup, Testing, and SCE Coordination	Cost to perform startup, testing and commissioning of the new systems, and SCE coordination.	1	LS	\$ 8,038.00
B					Etiwanda PRS Site Total Price: \$ 72,578.00

SGVMWD - Generator Replacement Project

Emerald Pressure Reducing Station					
13	Demolition	Costs to demolish and lawfully dispose of existing concrete, wiring, conduits, meter and panels.	1	LS	\$ 9,191.00
14	Switchgear 600V/ATS/Meter	Contractor install new Owner prepurchased 600V switchgear, ATS, meter, pull boxes and integration to existing facility.	1	LS	\$ 17,541.00
15	Ductbanks/Wire/Conduits/Grounding	Cost to provide and install new ductbanks, wiring, conduits, grounding system, and integration into the existing facility.	1	LS	\$ 19,731.00
16	10kW Generator and Enclosure	Cost to install new Owner prepurchased generator, enclosure and integration into the existing facility.	1	LS	\$ 12,779.00
17	Concrete Support Pad, Meter Pedestal, Crushed Stone and Grading	Cost to provide and install all concrete support pads/pedestals, site crushed stone and grading at the existing facility.	1	LS	\$ 5,176.00
18	Startup, Testing, and SCE Coordination	Cost to perform startup, testing and commissioning of the new systems, and SCE coordination.	1	LS	\$ 8,038.00
C					Emerald PRS Site Total Price: \$ 72,456.00

San Dimas Hydro Power Generation Facility					
19	Demolition	Costs to demolish and lawfully dispose of existing concrete, wiring, conduits, meter and panels.	1	LS	\$ 14,566.00
20	Switchgear 600V/ATS/Meter	Contractor install new Owner prepurchased 600V switchgear, ATS, meter, pull boxes and integration to existing facility.	1	LS	\$ 19,237.00
21	Ductbanks/Wire/Conduits/Grounding	Cost to provide and install new ductbanks, wiring, conduits, grounding system, and integration into the existing facility.	1	LS	\$ 23,176.00
22	25kW Generator and Enclosure	Cost to install new Owner prepurchased generator, enclosure and integration into the existing facility, including building modifications to accommodate new conduit and grounding system.	1	LS	\$ 13,345.00
23	Concrete Support Pad, Meter Pedestal, Crushed Stone and Grading	Cost to provide and install all concrete work at the existing facility.	1	LS	\$ 24,509.00
24	Startup, Testing, and SCE Coordination	Cost to perform startup, testing and commissioning of the new systems, and SCE coordination.	1	LS	\$ 8,886.00
D					San Dimas Hydro Power Generation Site Total Price: \$ 103,719.00

Big Dalton Pressure Reducing Station					
25	Demolition	Costs to demolish and lawfully dispose of existing concrete, wiring, conduits, meter and panels.	1	LS	\$ 9,191.00
26	Switchgear 600V/ATS/Meter	Contractor install new Owner prepurchased 600V switchgear, ATS, meter, pull boxes and integration to existing facility.	1	LS	\$ 17,541.00
27	Ductbanks/Wire/Conduits/Grounding	Cost to provide and install new ductbanks, wiring, conduits, grounding system, and integration into the existing facility.	1	LS	\$ 19,731.00
28	10kW Generator and Enclosure	Cost to install new Owner prepurchased generator, enclosure and integration into the existing facility.	1	LS	\$ 12,779.00
29	Concrete Support Pad, Meter Pedestal, Crushed Stone and Grading	Cost to provide and install all concrete support pads/pedestals, site crushed stone and grading at the existing facility.	1	LS	\$ 5,176.00
30	Startup, Testing, and SCE Coordination	Cost to perform startup, testing and commissioning of the new systems, and SCE coordination.	1	LS	\$ 8,038.00
E					Big Dalton PRS Site Total Price: \$ 72,456.00

SGVMWD - Generator Replacement Project

Azusa Flow Control Station					
31	Demolition	Costs to demolish and lawfully dispose of existing concrete, wiring, conduits, meter and panels.	1	LS	\$ 9,317.00
32	Switchgear 600V/ATS/Meter/Main Breaker Panel	Contractor install new Owner prepurchased 600V switchgear, ATS, meter, pull boxes and integration to existing facility.	1	LS	\$ 17,920.00
33	Ductbanks/Wire/Conduits/Grounding	Cost to provide and install new ductbanks, wiring, conduits, grounding system, and integration into the existing facility.	1	LS	\$ 20,174.00
34	19kW Generator and Enclosure	Cost to install new Owner prepurchased generator, enclosure and integration into the existing facility.	1	LS	\$ 12,906.00
35	Concrete Support Pad, Meter Pedestal, Crushed Stone and Grading	Cost to provide and install all concrete support pads/pedestals, asphalt paving, site crushed stone and grading at the existing facility.	1	LS	\$ 18,864.00
36	Startup, Testing, and SCE Coordination	Cost to perform startup, testing and commissioning of the new systems, and SCE coordination.	1	LS	\$ 8,227.00
F					Azusa FCS Site Total Price: \$ 87,408.00

All Project Sites Common Work Items					
37	Mobilization and demobilization	Costs to mobilize and demobilize equipment, labor, materials including but not limited to establishment of jurisdictional businesses licensing, insurances, preparation of submittals, project close out documents, and items not explicitly stated or listed in other bid items.	1	LS	\$ 41,988.00
38	Incidental Materials and Labor	Incidental materials and labor required to complete the work and provide fully functional generator systems at each of the project sites that is not explicitly stated in the bid form or described in the drawings and specifications.	1	LS	\$ 24,507.00
G					All Project Sites Common Work Items Price: \$ 66,495.00

Total of Proposal Sub-Items A, B, C, D, E, F, and G Price: \$ 547,645.00

**SAN GABRIEL VALLEY MUNICIPAL WATER DISTRICT
GENERATOR REPLACEMENT PROJECT**

PROPOSAL

TO THE SAN GABRIEL VALLEY MUNICIPAL WATER DISTRICT:

In accordance with the San Gabriel Valley Municipal Water District's Notice Inviting Bids, the undersigned BIDDER hereby proposes to furnish all materials, equipment, tools, labor, and incidentals required for the above stated project as set forth in the Plans, Drawings and Specifications, and Contract Documents therefore, and to perform all work in the manner and time prescribed therein.

BIDDER declares that this proposal is based upon careful examination of the work site, Plans, Specifications, Instructions to Bidders, and all other contract documents. If this proposal is accepted for award, BIDDER agrees to enter into a contract with the San Gabriel Valley Municipal Water District at the unit and/or lump sum prices set forth in the following Bid Schedule. BIDDER understands that failure to enter into a contract in the manner and time prescribed will result in forfeiture to the San Gabriel Valley Municipal Water District of the guarantee accompanying this proposal.

BIDDER understands that a bid is required for the entire work that the estimated quantities set forth in the Bid Schedule are solely for the purpose of comparing bids, and that final compensation under the contract will be based upon the actual quantities of work satisfactorily completed. THE SAN GABRIEL VALLEY MUNICIPAL WATER DISTRICT RESERVES THE RIGHT TO INCREASE OR DECREASE THE AMOUNT OF ANY QUANTITY SHOWN AND TO DELETE ANY ITEM FROM THE CONTRACT. It is agreed that the unit and/or lump sum prices bid include all appurtenant expenses, taxes, royalties, and fees. In the case of discrepancies in the amounts bid, unit prices shall govern over extended amounts, and words shall govern over figures.

If awarded the Contract, the undersigned further agrees that in the event of the BIDDER'S default in executing the required contract and filing the necessary bonds and insurance certificates within ten calendar days after the date of the San Gabriel Valley Municipal Water District's notice of award of contract to the BIDDER, the proceeds of the security accompanying this bid shall become the property of the San Gabriel Valley Municipal Water District and this bid and the acceptance hereof may, at the San Gabriel Valley Municipal Water District's option, be considered null and void.

**SAN GABRIEL VALLEY MUNICIPAL WATER DISTRICT
GENERATOR REPLACEMENT PROJECT**

PROPOSAL

EQUAL EMPLOYMENT OPPORTUNITY COMPLIANCE

BIDDER certifies that in all previous contracts or subcontracts, all reports which may have been due under the requirements of any agency, State, or Federal, equal employment opportunity orders have been satisfactorily filed, and that no such reports are currently outstanding.

AFFIRMATIVE ACTION CERTIFICATION

BIDDER certifies that affirmative action has been taken to consider minority business enterprises for those portions of the work to be subcontracted, and that such affirmative actions have been fully documented, that said documentation is open to inspection, and that said affirmative action will remain in effect for the life of any contract awarded hereunder. Furthermore, BIDDER certifies that affirmative action will be taken to meet all equal employment opportunity requirements of the contract documents.

NON-COLLUSION AFFIDAVIT

BIDDER declares that the only persons or parties interested in this proposal as principals are those named herein; that no officer, agent, or employee of the San Gabriel Valley Municipal Water District is personally interested, directly or indirectly, in this proposal; that this proposal is made without connection to any other individual, firm, or corporation making a bid for the same work and that this proposal is in all respects fair and without collusion or fraud.

SAN GABRIEL VALLEY MUNICIPAL WATER DISTRICT
GENERATOR REPLACEMENT PROJECT

PROPOSAL

QUALIFICATION STATEMENT

Submitted by (name): Geoff Fulkerson Date: 2/26/24

Official Company Name: R C FOSTER CORPORATION

Corporation () Partnership () Sole Proprietor

Principal Business Address:

264 CORPORATE TERRACE CORONA CA 92879

Phone number: 951-738-8211 Fax-Number: N/A

1. If a corporation, date incorporated: 03/22/1989

State of incorporation: CALIFORNIA

Officers' names and titles:

ROBERT C FOSTER - PRESIDENT, SECRETARY, TREASURER AND
MANAGER THERE OF.

2. If a partnership:

Date of organization N/A

Type of partnership N/A

3. If a sole proprietor, number of years in business under current company name: N/A

4. Number of full-time employees:

Office N/A Field N/A

**SAN GABRIEL VALLEY MUNICIPAL WATER DISTRICT
GENERATOR REPLACEMENT PROJECT**

PROPOSAL

5. Average annual value of work your company has performed in the last three years:
\$ 19,000,000.00 /year
6. Percentage of question 5 in the area of water distribution systems: 100 %
7. Number of full-time foreperson(s) available for water system work:
4
8. Total value of work currently under contract: \$ 18,000,000.00
9. Approximate bonding capacity:
\$ 40,000,000.00

Bonding company name/address:

LIBERTY MUTUAL INSURANCE COMPANY

790 THE CITY DRIVE SOUTH STE 200 ORANGE CA 92868

Agent name/phone number: COMMERCIAL SURETY BOND AGENCY

DAN HUCKABAY 714-516-1232

10. Liability insurance limits:
\$11,000,000.00

Insurance carrier name/address:

COMMERCIAL ASSOCIATES INSURANCE

1594 N BATAVIA STREET ORANGE CA 92867

Agent's name/phone number:

ALICIA SMITH

714-524-4949

11. Other business in which company actively participates: N/A

12. Has your organization ever failed to complete a construction contract?
NO

If yes, please list details:

**SAN GABRIEL VALLEY MUNICIPAL WATER DISTRICT
GENERATOR REPLACEMENT PROJECT**

PROPOSAL

13. Is your company currently engaged in litigation, arbitration, mediation, or any other dispute resolution mechanism, relative to the company's involvement in a construction contract?

If yes, please provide details: N/A

14. Range of contract value your company is interested in bidding.

Minimum: \$ 1,000.00 Maximum: \$ 30,000,000.00

15. Do you have, or are you willing to acquire, all appropriate licenses to do business in the County of Los Angeles, County of San Bernardino, and the Cities of Rialto, Fontana, La Verne, San Dimas, Glendora, and Azusa? YES

16. (Not Used)

17. List types of work normally performed by your company's own forces:

EARTHWORK, CONCRETE, MECHANICAL INSTALLATION, PIPING,
CARPENTRY, STRUCTUAL STEEL, ETC.

18. List work your company will subcontract:

ELECTRICAL, PAINTING, MASONRY, ROOFING, AC PAVING AND
FENCING.

**SAN GABRIEL VALLEY MUNICIPAL WATER DISTRICT
GENERATOR REPLACEMENT PROJECT**

PROPOSAL

- 22. Complete the attached >Work Experience Schedule.
- 23. Complete the attached >Safety Program and Training sheet.
- 24. Complete the attached >Safety Performance Indicator Sheet.
- 25. List or attach any other qualifications:

N/A

- 26. This information must include all construction work undertaken in the State of California by the bidder and any partnership, joint venture or corporation that any principal of the bidder participated in as a principal for the last five calendar years and the current calendar year prior to the date of bid submittal. Separate information shall be submitted for each particular partnership, joint venture, corporate or individual bidder. The bidder may attach any additional information or explanation of data which he would like taken into consideration in evaluating the safety record. An explanation must be attached of the circumstances surrounding any and all fatalities.

**SAN GABRIEL VALLEY MUNICIPAL WATER DISTRICT
GENERATOR REPLACEMENT PROJECT**

PROPOSAL

WORK EXPERIENCE SCHEDULE

List three recent similar emergency power generator system projects:

<u>Customer/Company/Agency</u>	<u>Contact/Phone Number</u>	<u>Description (include size and length)</u>	<u>Location</u>	<u>Contract Amount</u>
CITY OF CORONA DEPARTMENT OF WATER AND POWER	VERNON WEISMAN 951-739-4912	527- MANGULAR BLENDING FACILITY	CORONA, CA	\$10,318,000.00
CITY OF CHINO	AMANDA COKER 909-334-3304	459- LGAC SYSTEM	CHINO, CA	\$5,000,000.00
CALIFORNIA DOMESTIC WATER COMPANY	CHE VENEGAS 562-947-3811	525- WELL 8 ION EXCHANGE TREATMENT PLANT	EL MONTE, CA	\$4,168,000.00
SAN GABRIEL VALLEY WATER COMPANY	DAVID VAN 626-448-6183	523-B6 TROJAN UV FLEX SYSTEM	BALDWIN PARK, CA	\$2,300,000.00
CITY OF CORONA DEPARTMENT OF WATER AND POWER	VERNON WEISMAN 951-739-4912	474-CORONA RIMPAU	CORONA, CA	\$7,630,000.00

**SAN GABRIEL VALLEY MUNICIPAL WATER DISTRICT
GENERATOR REPLACEMENT PROJECT**

PROPOSAL

Bidders are to complete Form-D of the Contractor Minimum Safety Requirement (CMSR) attachments as part of their bid.

Number of year's experience your company has in valve replacement projects 37 YEARS.

SAFETY PROGRAM CONTENT AND TRAINING

1. Does your company have a written safety policy endorsed by top Management?
Yes No

2. Does your company have a written safety program? Yes No

3. Does your company employ a full-time safety manager? Yes No If
yes, name and title: Bob Foster, President

4. Does your company offer a New Employee Orientation Program that includes elements of
its safety program? Yes No

5. Do company supervisors/foremen receive special safety training for the position before
being placed on the job? Yes No

6. Does your company conduct pre-employment drug/alcohol screening?
Yes No

7. Does your company hold regular employee safety meetings? Yes No

8. Does your company conduct on-site inspections? Yes No

9. What is the frequency of the on-site inspection?
() Weekly () Bi-Weekly (X) Monthly () Other _____

10. Does your company's safety program include OSHA required training in the following
areas:

Title 8, CCR, Section 3203 - Injury and Illness prevention program: Yes No

Title 8, CCR, Article 6. Section 1539-1541 - Excavations: Yes No

Title 8, CCR, Article 108. Sections 5156-5182 - Confined Space: Yes No

**SAN GABRIEL VALLEY MUNICIPAL WATER DISTRICT
GENERATOR REPLACEMENT PROJECT**

PROPOSAL

SAFETY PROGRAM CONTENT AND TRAINING

Title 8, CCR, Article 109, Section 5194 - Hazard Communication Yes X No _____

Safety Polices Yes X No _____

Right-to-know Yes X No _____

Hazcom Yes X No _____

First aid/CPR Yes X No _____


Personal protective equipment Yes X No _____

Lock out/tag out Yes X No _____

Confined space entry Yes X No _____

Competent person for excavations Yes X No _____

Dated: 2/25/26 R C FOSTER CORPORATION
Bidder


Signature ROBERT C FOSTER

PRESIDENT
Title

**SAN GABRIEL VALLEY MUNICIPAL WATER DISTRICT
GENERATOR REPLACEMENT PROJECT**

PROPOSAL

SAFETY PERFORMANCE INDICATORS

List your company's insurance Experience Modification Rate (EMR) for the last five years:

2020	2021	2022	2023	2024
.96	.94	.73	.78	.84

List your company OSHA 200 log and appropriate on-the-job data for the last five years:

Data	2020	2021	2022	2023	2024
Number of contracts	15	13	16	25	31
Total dollar amount of contracts	22.2 MILLION	19.6 MILLION	17.4 MILLION	16.3 MILLION	18.4 MILLION
* Number of fatalities	0	0	0	0	0
* No. of lost work time injuries cases	0	0	0	0	0
Total days of lost work time injuries	0	0	0	0	0
No. of restricted work time injuries	1	0	0	2	0
No. of work day on restricted work time	64	0	0	73	0
No. of injuries without lost work time	0	0	0	0	0
* No. of lost work time case involving permanent transfer or termination	0	0	0	0	0
Total number of employee hours worked	66,259	63,080	60,940.25	60,940.25	59298.50

Has your company received any governmental safety or health citation(s) in the past five years? Yes _____ No X _____


If yes, list number of citations. N/A

**SAN GABRIEL VALLEY MUNICIPAL WATER DISTRICT
GENERATOR REPLACEMENT PROJECT**

PROPOSAL

* The information required for these items is the same as that required for columns 3 to 6, Code 10, Occupational Injuries, Summary - Occupational Injuries and Illnesses, OSHA No. 102.

The above information required was compiled from the records that are available to me at this time and I declare under penalty of perjury that the information is true and accurate within the limitations of those records.



Signature
264 CORPORATE TERRACE
CORONA CA 92879

Address

R C FOSTER CORPORATION Name of Bidder (print)

569693 - A, B, HAZ (print)
State Contractor's Lic. No & Classification

951-738-8211
Telephone

CORONA City 92879 Zip Code

**SAN GABRIEL VALLEY MUNICIPAL WATER DISTRICT
GENERATOR REPLACEMENT PROJECT**

PROPOSAL

CONTRACTOR'S LICENSE DECLARATION

(Business and Professions Code Section 7028.15)

The undersigned declares that he or she is PRESIDENT
(Title)
of R C FOSTER CORPORATION (Bidder),
(Company Name)

1. Contractor's License Number: 569693 State CALIFORNIA
2. Contractor's License Classification: A,B,HAZ
3. Expiration date of Contractor's License: JUNE 30, 2027
4. Bidder acknowledges that Section 7028.15(e) of the Business and Professions Code provides as follows:

"A licensed contractor shall not submit a bid to a public agency unless his or her contractor's license appears clearly on the bid, the license expiration date is stated and the bid contains a statement that the representations therein are made under penalty of perjury. Any bid not containing this information, or a bid containing information which is subsequently proven false, shall be considered non-responsive and shall be rejected by the public agency."

The undersigned declares under penalty of perjury that the forgoing is true and correct.

Executed on 02/25/2026 2026, at CORONA

CALIFORNIA (insert city and state where signed)

R C FOSTER CORPORATION
Name of Company

ROBERT C FOSTER
Typed Name

Signature 

PRESIDENT
Title

CALIFORNIA ACKNOWLEDGMENT

CIVIL CODE § 1189

A notary public or other officer completing this certificate verifies only the identity of the individual who signed the document to which this certificate is attached, and not the truthfulness, accuracy, or validity of that document.

State of California }
County of Riverside }

On 02/25/2026 before me, Linda Rodriguez, Notary Public
Date Here Insert Name and Title of the Officer

personally appeared Robert C. Foster
Name(s) of Signer(s)

who proved to me on the basis of satisfactory evidence to be the person(s) whose name(s) is/are subscribed to the within instrument and acknowledged to me that he/she/they executed the same in his/her/their authorized capacity(ies), and that by his/her/their signature(s) on the instrument the person(s), or the entity upon behalf of which the person(s) acted, executed the instrument.



I certify under PENALTY OF PERJURY under the laws of the State of California that the foregoing paragraph is true and correct.

WITNESS my hand and official seal.

Signature *Linda Rodriguez*
Signature of Notary Public

Place Notary Seal and/or Stamp Above

OPTIONAL

Completing this information can deter alteration of the document or fraudulent reattachment of this form to an unintended document.

Description of Attached Document

Title or Type of Document: _____

Document Date: _____ Number of Pages: _____

Signer(s) Other Than Named Above: _____

Capacity(ies) Claimed by Signer(s)

Signer's Name: _____

Corporate Officer – Title(s): _____

Partner – Limited General

Individual Attorney in Fact

Trustee Guardian or Conservator

Other: _____

Signer is Representing: _____

Signer's Name: _____

Corporate Officer – Title(s): _____

Partner – Limited General

Individual Attorney in Fact

Trustee Guardian or Conservator

Other: _____

Signer is Representing: _____

ACKNOWLEDGMENT

A notary public or other officer completing this certificate verifies only the identity of the individual who signed the document to which this certificate is attached, and not the truthfulness, accuracy, or validity of that document.


State of California
County of Orange


On February 17th, 2026 before me, Melissa Ann Vaccaro, Notary Public
(insert name and title of the officer)

personally appeared Shaunna Rozelle Ostrom,
who proved to me on the basis of satisfactory evidence to be the person(s) whose name(s) is/are
subscribed to the within instrument and acknowledged to me that he/she/they executed the same in
his/her/their authorized capacity(ies), and that by his/her/their signature(s) on the instrument the
person(s), or the entity upon behalf of which the person(s) acted, executed the instrument.

I certify under PENALTY OF PERJURY under the laws of the State of California that the foregoing
paragraph is true and correct.

WITNESS my hand and official seal.

Signature  (Seal)
Melissa Ann Vaccaro





POWER OF ATTORNEY

Bond No. CSBA-33787

Liberty Mutual Insurance Company
The Ohio Casualty Insurance Company
West American Insurance Company

Certificate No: 8214600-969561

KNOWN ALL PERSONS BY THESE PRESENTS: That The Ohio Casualty Insurance Company is a corporation duly organized under the laws of the State of New Hampshire, that Liberty Mutual Insurance Company is a corporation duly organized under the laws of the State of Massachusetts, and West American Insurance Company is a corporation duly organized under the laws of the State of Indiana (herein collectively called the "Companies"), pursuant to and by authority herein set forth, does hereby name, constitute and appoint, Arturo Ayala; Daniel Huckabay; Adrian Langrell; Chelsea Liberatore; Frank Morones; R. Nappi; Dwight Reilly; Shaunna Rozelle Ostrom; Ben Stong; Michael D. Stong; Benjamin Wolfe; Magdalena R. Wolfe; Robert Wood

all of the city of Orange state of CA each individually if there be more than one named, its true and lawful attorney-in-fact to make, execute, seal, acknowledge and deliver, for and on its behalf as surety and as its act and deed, any and all undertakings, bonds, recognizances and other surety obligations, in pursuance of these presents and shall be as binding upon the Companies as if they have been duly signed by the president and attested by the secretary of the Companies in their own proper persons.

IN WITNESS WHEREOF, this Power of Attorney has been subscribed by an authorized officer or official of the Companies and the corporate seals of the Companies have been affixed thereto this 12th day of August, 2025.



Liberty Mutual Insurance Company
The Ohio Casualty Insurance Company
West American Insurance Company

By: [Signature]
Nathan J. Zangerle, Assistant Secretary

State of PENNSYLVANIA
County of MONTGOMERY ss

On this 12th day of August, 2025 before me personally appeared Nathan J. Zangerle, who acknowledged himself to be the Assistant Secretary of Liberty Mutual Insurance Company, The Ohio Casualty Company, and West American Insurance Company, and that he, as such, being authorized so to do, execute the foregoing instrument for the purposes therein contained by signing on behalf of the corporations by himself as a duly authorized officer.

IN WITNESS WHEREOF, I have hereunto subscribed my name and affixed my notarial seal at Plymouth Meeting, Pennsylvania, on the day and year first above written.



Commonwealth of Pennsylvania - Notary Seal
Teresa Pastella, Notary Public
Montgomery County
My commission expires March 28, 2029
Commission number 1126044
Member, Pennsylvania Association of Notaries

By: [Signature]
Teresa Pastella, Notary Public

This Power of Attorney is made and executed pursuant to and by authority of the following By-laws and Authorizations of The Ohio Casualty Insurance Company, Liberty Mutual Insurance Company, and West American Insurance Company which resolutions are now in full force and effect reading as follows:

ARTICLE IV - OFFICERS: Section 12. Power of Attorney.

Any officer or other official of the Corporation authorized for that purpose in writing by the Chairman or the President, and subject to such limitation as the Chairman or the President may prescribe, shall appoint such attorneys-in-fact, as may be necessary to act in behalf of the Corporation to make, execute, seal, acknowledge and deliver as surety any and all undertakings, bonds, recognizances and other surety obligations. Such attorneys-in-fact, subject to the limitations set forth in their respective powers of attorney, shall have full power to bind the Corporation by their signature and execution of any such instruments and to attach thereto the seal of the Corporation. When so executed, such instruments shall be as binding as if signed by the President and attested to by the Secretary. Any power or authority granted to any representative or attorney-in-fact under the provisions of this article may be revoked at any time by the Board, the Chairman, the President or by the officer or officers granting such power or authority.

ARTICLE XIII - Execution of Contracts: Section 5. Surety Bonds and Undertakings.

Any officer of the Company authorized for that purpose in writing by the chairman or the president, and subject to such limitations as the chairman or the president may prescribe, shall appoint such attorneys-in-fact, as may be necessary to act in behalf of the Company to make, execute, seal, acknowledge and deliver as surety any and all undertakings, bonds, recognizances and other surety obligations. Such attorneys-in-fact subject to the limitations set forth in their respective powers of attorney, shall have full power to bind the Company by their signature and execution of any such instruments and to attach thereto the seal of the Company. When so executed such instruments shall be as binding as if signed by the president and attested by the secretary.

Certificate of Designation - The President of the Company, acting pursuant to the Bylaws of the Company, authorizes Nathan J. Zangerle, Assistant Secretary to appoint such attorneys-in-fact as may be necessary to act on behalf of the Company to make, execute, seal, acknowledge and deliver as surety any and all undertakings, bonds, recognizances and other surety obligations.

Authorization - By unanimous consent of the Company's Board of Directors, the Company consents that facsimile or mechanically reproduced signature of any assistant secretary of the Company, wherever appearing upon a certified copy of any power of attorney issued by the Company in connection with surety bonds, shall be valid and binding upon the Company with the same force and effect as though manually affixed.

I, Renee C. Llewellyn, the undersigned, Assistant Secretary, The Ohio Casualty Insurance Company, Liberty Mutual Insurance Company, and West American Insurance Company do hereby certify that the original power of attorney of which the foregoing is a full, true and correct copy of the Power of Attorney executed by said Companies, is in full force and effect and has not been revoked.

IN TESTIMONY WHEREOF, I have hereunto set my hand and affixed the seals of said Companies this 17th day of February, 2026.



By: [Signature]
Renee C. Llewellyn, Assistant Secretary

Not valid for mortgage, note, loan, letter of credit, currency rate, interest rate or residual value guarantees.

For bond and/or Power of Attorney (POA) verification inquiries, please call 610-832-8240 or email HOSUR@libertymutual.com.

CALIFORNIA ACKNOWLEDGMENT

CIVIL CODE § 1189

A notary public or other officer completing this certificate verifies only the identity of the individual who signed the document to which this certificate is attached, and not the truthfulness, accuracy, or validity of that document.

State of California }
County of Riverside }

On 02/25/2026 before me, Linda Rodriguez, Notary Public,
Date Here Insert Name and Title of the Officer

personally appeared Robert C. Foster
Name(s) of Signer(s)

who proved to me on the basis of satisfactory evidence to be the person(s) whose name(s) is/are subscribed to the within instrument and acknowledged to me that he/she/they executed the same in his/her/their authorized capacity(ies), and that by his/her/their signature(s) on the instrument the person(s), or the entity upon behalf of which the person(s) acted, executed the instrument.



Place Notary Seal and/or Stamp Above

I certify under PENALTY OF PERJURY under the laws of the State of California that the foregoing paragraph is true and correct.

WITNESS my hand and official seal.

Signature *Linda Rodriguez*
Signature of Notary Public

OPTIONAL

Completing this information can deter alteration of the document or fraudulent reattachment of this form to an unintended document.

Description of Attached Document

Title or Type of Document: _____

Document Date: _____ Number of Pages: _____

Signer(s) Other Than Named Above: _____

Capacity(ies) Claimed by Signer(s)

Signer's Name: _____

- Corporate Officer – Title(s): _____
- Partner – Limited General
- Individual Attorney in Fact
- Trustee Guardian or Conservator
- Other: _____

Signer is Representing: _____

Signer's Name: _____

- Corporate Officer – Title(s): _____
- Partner – Limited General
- Individual Attorney in Fact
- Trustee Guardian or Conservator
- Other: _____

Signer is Representing: _____

SGVMWD - Generator Replacement Project

PROPOSAL BID FORM					
Item #	Name	Description	Quantity	Unit	Price
<u>Rialto Meter Structure</u>					
1	Demolition	Costs to demolish and lawfully dispose of existing concrete, unused generator, wiring, conduits, meter and panels.	1	LS	\$ 11,800.00
2	Switchgear 600V/ATS/Meter	Contractor install new Owner prepurchased 600V switchgear, ATS, meter, pull boxes and integration to existing facility.	1	LS	\$ 5,500.00
3	Ductbanks/Wire/Conduits/Grading	Cost to provide and install new ductbanks, wiring, conduits, grounding system, and integration into the existing facility.	1	LS	\$ 73,800.00
4	10kW Generator and Enclosure	Cost to install new Owner prepurchased generator, enclosure and integration into the existing facility.	1	LS	\$ 9,600.00
5	Concrete Support Pad, Meter Pedestal, Crushed Stone and Grading	Cost to provide and install all concrete support pads/pedestals, site crushed stone and grading at the existing facility.	1	LS	\$ 24,000.00
6	Startup, Testing, and SCE Coordination	Cost to perform startup, testing and commissioning of the new systems, and SCE coordination.	1	LS	\$ 3,800.00
A	Rialto Meter Structure Site Total Price:				\$ 128,500.00

<u>Etiwanda Pressure Reducing Station</u>					
7	Demolition	Costs to demolish and lawfully dispose of existing concrete, wiring, conduits, meter and panels.	1	LS	\$ 27,000.00
8	Switchgear 600V/ATS/Meter	Contractor install new Owner prepurchased 600V switchgear, ATS, meter, pull boxes and integration to existing facility.	1	LS	\$ 5,500.00
9	Ductbanks/Wire/Conduits/Grading	Cost to provide and install new ductbanks, wiring, conduits, grounding system, and integration into the existing facility.	1	LS	\$ 50,500.00
10	10kW Generator and Enclosure	Cost to install new Owner prepurchased generator, enclosure and integration into the existing facility.	1	LS	\$ 9,600.00
11	Concrete Support Pad, Meter Pedestal, Crushed Stone and Grading	Cost to provide and install all concrete support pads/pedestals, site crushed stone and grading at the existing facility.	1	LS	\$ 25,500.00
12	Startup, Testing, and SCE Coordination	Cost to perform startup, testing and commissioning of the new systems, and SCE coordination.	1	LS	\$ 3,800.00
B	Etiwanda PRS Site Total Price:				\$ 121,900.00

SGVMWD - Generator Replacement Project

Emerald Pressure Reducing Station					
13	Demolition	Costs to demolish and lawfully dispose of existing concrete, wiring, conduits, meter and panels.	1	LS	\$ 38,400.00
14	Switchgear 600V/ATS/Meter	Contractor install new Owner prepurchased 600V switchgear, ATS, meter, pull boxes and integration to existing facility.	1	LS	\$ 5,500.00
15	Ductbanks/Wire/Conduits/Grounding	Cost to provide and install new ductbanks, wiring, conduits, grounding system, and integration into the existing facility.	1	LS	\$ 48,000.00
16	10kW Generator and Enclosure	Cost to install new Owner prepurchased generator, enclosure and integration into the existing facility.	1	LS	\$ 9,600.00
17	Concrete Support Pad, Meter Pedestal, Crushed Stone and Grading	Cost to provide and install all concrete support pads/pedestals, site crushed stone and grading at the existing facility.	1	LS	\$ 27,800.00
18	Startup, Testing, and SCE Coordination	Cost to perform startup, testing and commissioning of the new systems, and SCE coordination.	1	LS	\$ 3,800.00
C					Emerald PRS Site Total Price: \$ 133,100.00

San Dimas Hydro Power Generation Facility					
19	Demolition	Costs to demolish and lawfully dispose of existing concrete, wiring, conduits, meter and panels.	1	LS	\$ 43,000.00
20	Switchgear 600V/ATS/Meter	Contractor install new Owner prepurchased 600V switchgear, ATS, meter, pull boxes and integration to existing facility.	1	LS	\$ 5,500.00
21	Ductbanks/Wire/Conduits/Grounding	Cost to provide and install new ductbanks, wiring, conduits, grounding system, and integration into the existing facility.	1	LS	\$ 70,600.00
22	25kW Generator and Enclosure	Cost to install new Owner prepurchased generator, enclosure and integration into the existing facility, including building modifications to accommodate new conduit and grounding system.	1	LS	\$ 9,600.00
23	Concrete Support Pad, Meter Pedestal, Crushed Stone and Grading	Cost to provide and install all concrete work at the existing facility.	1	LS	\$ 47,600.00
24	Startup, Testing, and SCE Coordination	Cost to perform startup, testing and commissioning of the new systems, and SCE coordination.	1	LS	\$ 3,800.00
D					San Dimas Hydro Power Generation Site Total Price: \$ 180,100.00

Big Dalton Pressure Reducing Station					
25	Demolition	Costs to demolish and lawfully dispose of existing concrete, wiring, conduits, meter and panels.	1	LS	\$ 38,500.00
26	Switchgear 600V/ATS/Meter	Contractor install new Owner prepurchased 600V switchgear, ATS, meter, pull boxes and integration to existing facility.	1	LS	\$ 5,500.00
27	Ductbanks/Wire/Conduits/Grounding	Cost to provide and install new ductbanks, wiring, conduits, grounding system, and integration into the existing facility.	1	LS	\$ 58,500.00
28	10kW Generator and Enclosure	Cost to install new Owner prepurchased generator, enclosure and integration into the existing facility.	1	LS	\$ 4,800.00
29	Concrete Support Pad, Meter Pedestal, Crushed Stone and Grading	Cost to provide and install all concrete support pads/pedestals, site crushed stone and grading at the existing facility.	1	LS	\$ 33,200.00
30	Startup, Testing, and SCE Coordination	Cost to perform startup, testing and commissioning of the new systems, and SCE coordination.	1	LS	\$ 3,800.00
E					Big Dalton PRS Site Total Price: \$ 144,300.00

SGVMWD - Generator Replacement Project

Azusa Flow Control Station					
31	Demolition	Costs to demolish and lawfully dispose of existing concrete, wiring, conduits, meter and panels.	1	LS	\$ 25,200.00
32	Switchgear 600V/ATS/Meter/Main Breaker Panel	Contractor install new Owner prepurchased 600V switchgear, ATS, meter, pull boxes and integration to existing facility.	1	LS	\$ 5,500.00
33	Ductbanks/Wire/Conduits/Grounding	Cost to provide and install new ductbanks, wiring, conduits, grounding system, and integration into the existing facility.	1	LS	\$ 39,700.00
34	10KW Generator and Enclosure	Cost to install new Owner prepurchased generator, enclosure and integration into the existing facility.	1	LS	\$ 4,800.00
35	Concrete Support Pad, Meter Pedestal, Crushed Stone and Grading	Cost to provide and install all concrete support pads/pedestals, asphalt paving, site crushed stone and grading at the existing facility.	1	LS	\$ 38,800.00
36	Startup, Testing, and SCE Coordination	Cost to perform startup, testing and commissioning of the new systems, and SCE coordination.	1	LS	\$ 3,800.00
F Azusa FCS Site Total Price:					\$ 117,800.00

All Project Sites Common Work Items					
37	Mobilization and demobilization	Costs to mobilize and demobilize equipment, labor, materials including but not limited to establishment of jurisdictional businesses licensing, insurances, preparation of submittals, project close out documents, and items not explicitly stated or listed in other bid items.	1	LS	\$ 27,500.00
38	Incidental Materials and Labor	Incidental materials and labor required to complete the work and provide fully functional generator systems at each of the project sites that is not explicitly stated in the bid form or described in the drawings and specifications.	1	LS	\$ 0.00
G All Project Sites Common Work Items Price:					\$ 27,500.00

Total of Proposal Sub-Items A, B, C, D, E, F, and G Price: \$ 853,200.00

DAP ELECTRIC INC.

St Lic. 790439

14175 Telephone Ave. Unit G, Chino, CA 91710

PHONE (909) 591-6900, (909) 215-0138

FAX (909) 591-6277

E-mail: david@dapelectric.net

February 26, 2026

San Gabriel Valley Municipal Water District

1402 N. Vosburg Drive

Azusa, CA 91702

Estimator.

Re: San Gabriel Valley Municipal Water District, Azusa, CA 91702

Generator Replacement Project.

We are pleased to quote on the above named project as follows:

Furnish and install materials and labor.

Riverside Station

Item	Name	Qty	Units	Amount
1	Demo	1	LS	5,430.00
2	Switchgear	1	LS	7,010.00
3	Conduit & Wire	1	LS	15,750.00
4	Generator	1	LS	11,500.00
5	Civil	1	LS	23,450.00
6	Start Up	1	LS	1,820.00

A **Total**
Riverside \$ 64,960.00

Etiwanda Station

Item	Name	Qty	Units	Amount
7	Demo	1	LS	8,050.00
8	Switchgear	1	LS	7,980.00
9	Conduit & Wire	1	LS	10,910.00
10	Generator	1	LS	13,880.00
11	Civil	1	LS	12,960.00
12	Start Up	1	LS	1,820.00

B **Total**
Etiwanda \$ 55,600.00

Emerald Station

Item	Name	Qty	Units	Amount
13	Demo	1	LS	8,850.00
14	Switchgear	1	LS	8,420.00
15	Conduit & Wire	1	LS	11,760.00
16	Generator	1	LS	15,030.00
17	Civil	1	LS	13,930.00
18	Start Up	1	LS	1,820.00

C **Total Emerald** \$ 59,810.00

San Dimas Station

Item	Name	Qty	Units	Amount
19	Demo	1	LS	30,400.00
20	Switchgear	1	LS	2,710.00
21	Conduit & Wire	1	LS	14,070.00
22	Generator	1	LS	16,550.00
23	Civil	1	LS	54,280.00
24	Start Up	1	LS	1,820.00

D **Total San Dimas** \$ 119,830.00

Big Dalton Control Station

Item	Name	Qty	Units	Amount
25	Demo	1	LS	8,850.00
26	Switchgear	1	LS	8,435.00
27	Conduit & Wire	1	LS	11,770.00
28	Generator	1	LS	15,040.00
29	Civil	1	LS	13,940.00
30	Start Up	1	LS	1,820.00

E **Total Big Dalton** \$ 59,855.00

Azusa Flow Control Station

Item	Name	Qty	Units	Amount
31	Demo	1	LS	16,060.00
32	Switchgear	1	LS	10,730.00
33	Conduit & Wire	1	LS	7,700.00
34	Generator	1	LS	14,030.00
35	Civil	1	LS	24,420.00
36	Start Up	1	LS	1,820.00

F **Total Azusa** \$ 74,760.00

All Project Site Common Work items


Item	Name	Qty	Units	Amount
37	Mobilizacion	1	LS	4,000.00
38	Incidental	1	LS	4,000.00

G **Total Site Work** \$ 8,000.00

Total A, B, C, D, E, F, & G **\$ 442,815.00**

Sincerely,

David Perez



TO: Honorable President Miles Prince and Members of the Board

FROM: Evelyn Reyes

REVIEWED BY: Jose Reynoso

DATE: March 9, 2026

Meetings & Events Attended

- DCP Communications Focus Briefing
- San Gabriel Valley Water Association – Quarterly Meeting
- Alhambra Chamber of Commerce – Leadership Luncheon
- Brightwood Elementary – Earth Day
- SDASGV – chapter meeting
- State Water Contractors – Legislative Meeting
- Meeting with the California Department of Fish and Wildlife
- Meeting with Banyan Water Solutions
- Meeting with the Delta Conveyance Authority – communications team
- ACWA Legislative Symposium
- PWAG Board Quarterly Meeting
- Alhambra Chamber – Lunar Year Festival

Legislative Update

Legislative Calendar:

- January 31 - House of origin deadline for two-year bills
- February 20 - Bill introduction deadline. Bills must be in print for 30 days before they can be amended or heard in a policy committee.

The deadline to introduce bills was February 20. Staff has been working with California Advocates to review introduced legislation that aligns with the District's 2026 Legislative Policy Platform. Attached is a bill matrix identifying four bills for which the District has taken a position on.

In addition, several bills have been added to the matrix that we are watching but have not taken a position until further review. As the legislative session progresses, staff will update the bill matrix to reflect key legislation that aligns with the District's Legislative Policy Platform.

California Water Plan 2028

On February 25, 2026, Governor Newsom launched the California Water Plan 2028. It builds on recent legislation (SB 72-Caballero) to modernize the California Water Plan and establish measurable, statewide water supply targets to improve long-term reliability in the face of climate change. The goal is to expand groundwater recharge and storage, increase recycled water use, improve stormwater capture, and strengthen infrastructure to better manage extreme drought and flood cycles. The administration created a water supply target of 9 million acre-feet of additional water supply by 2040 through coordinated state, regional, and local actions.

California Water Plan 2028 informational handout attached below.

O.W.L. Grants

- Sierra Madre Elementary – Approved an \$800 grant for Sierra Madre Elementary’s educational garden. The school has 650 students, and they receive garden education once a week.
- Wyland Foundation – Approved a \$6,000 grant for their Mobile Learning Experience truck visit to Marguerita Elementary and Ramona Elementary Schools

Upcoming Events

Wisteria Festival – Saturday, March 28 from 9 am to 5 pm.

- The District sponsored the event.

Bill	Author	Title	Topic	Summary	District Position	Alignment with Board Policy Platform
SB 872	McNerney	Climate change: funding priorities.	Subsidence / Water Infrastructure	Addresses land subsidence caused by groundwater overdraft and supports protection of critical water infrastructure.	Support	Directly aligns with Priority #3 – Subsidence Funding and Infrastructure Protection for the SWP and Policy Principle II (address subsidence impacts and protect SWP delivery reliability).
AB 1894	Rubio	An act to amend Section 2300 of the Fish and Game Code, relating to fish and wildlife.	Imported Water Deliveries / Fish & Game Code	Clarifies Section 2302.5 to address the halt of imported water deliveries to the San Gabriel Valley.	Support	Advances Priority #2 – Protect Imported Water Deliveries into the Main Basin and Policy Principle I (protect groundwater recharge operations and adjudication compliance). Also, aligns with Priority #1 - Golden Mussel mitigation and prevention.
SB 1003	Archuleta	Water utility workers: identification card program.	Water Utility Worker ID Program	Establishes a statewide identification program for water utility workers.	Support	Supports Policy Principle V (system resiliency, emergency preparedness, and infrastructure security).
AB 1772	Papan	Fish and wildlife: aquatic invasive species: golden mussels.	Golden Mussels (Invasive Species)	Strengthens prevention and efforts to stop the spread of invasive golden mussels. This bill intends to make changes to Section 2302 in regards to invasive species control plans.	Support	Directly aligns with Priority #1 – Golden Mussel Mitigation and Invasive Species Prevention and Policy Principle I (protect source water quality and reduce invasive species threats).

Bill	Author	Bill Title	Position	Potential Relevance to Policy Platform
AB 1577	Bauer-Kahan	Data Centers	Watch	Relates to infrastructure planning and water usage transparency.
AB 1752	Lackey	Eminent Domain Appraisals	Watch	Impacts to Delta Conveyance Project eminent domain.
AB 2026	Aguiar-Curry	Groundwater Recharge	Watch	Relates to increasing groundwater storage.
AB 2125	Bennett	Groundwater Adjudications	Watch	Imposes additional requirements on a plaintiff in groundwater adjudication.
AB 2132	Macedo	CEQA Exemption - Groundwater Recharge Project	Watch	Exempts from the requirements of CEQA if a recharge project addresses subsidence.
AB 2180	Ward	Proposition 218 - Proportionality	Watch	Proportional cost of service changes for water service.
AB 2381	Johnson	Municipal Water Districts - Public Contract Bidding	Watch	Increases threshold dollar amount of competitive bidding from \$35,000 to \$220,000.
AB 2619	Papan	Data Centers - Water Usage	Watch	Would require data centers to provide expected water use consumption to retailer.
SB 887	Padilla	CEQA - Data Centers	Watch	May affect CEQA/data center impacts; potential indirect effects on infrastructure planning.
SB 1139	Laird	Non-Functional Turf	Watch	May authorize a special district with water conservation enforcement authority.



California Water Plan 2028

FEBRUARY 2026



California is Entering a Defining Moment for Water

Climate-driven weather extremes, long-term water supply uncertainty, and aging infrastructure are stressing a system built for a different era. The modernized **California Water Plan 2028** is the state's opportunity to respond with a clear, actionable, and durable approach to statewide water planning.

A new California Water Plan is produced every five years by the Department of Water Resources (DWR). The **2028 Water Plan** will guide water resource decisions, support implementation, and help California plan for a hotter and more unpredictable future. It will be grounded in data, informed by regional realities, and shaped through meaningful public engagement.



Modernizing Water Policy

The modernization of the California Water Plan is driven by Senate Bill (SB) 72. This legislation sets a clear expectation: move statewide water planning from description to direction. The Water Plan will be modernized to:

- Identify and evaluate effective water management strategies, informed by economic considerations
- Quantify beneficial uses of water at a watershed scale throughout California
- Expand engagement across all sectors as DWR develops the Water Plan
- Establish clear water supply targets that help align state, regional, and local actions



What the Water Plan Will Do

DWR will produce a modernized water plan that:

- Builds a clear understanding of statewide water supply and demand gaps, now and into the future
- Identifies effective, local, regional, and statewide water management strategies
- Establishes an interim statewide planning goal to identify 9 million acre-feet of additional water supply by 2040
- Lays the groundwork for setting measurable, watershed-level and statewide targets in future Water Plan updates
- Carefully considers future water supply needs for all beneficial uses across the state



Three Core Building Blocks

The 2028 California Water Plan is organized around three integrated workstreams:

- 1 Data for Water Use and Supply Balances**
Incorporate improved and expanded statewide water data alongside advancing technologies.
- 2 Targets for Long-Term Water Supply**
Understand what climate change is expected to do to future supplies and identify gaps. Use this to set credible, localized water targets across sectors and regions.
- 3 Actions for Adaptation and Implementation**
Develop actionable strategies for water managers to adapt to climate change and improve water supply reliability. Include cost-benefit analyses and coordinated tracking across the state.



The Role of Public Engagement

An effective Water Plan requires meaningful engagement from across the state. The 2028 Plan is being developed through an open, transparent process designed to reflect California’s diversity of regions, water systems, and perspectives.

DWR is convening an Advisory Committee with representation from urban, rural, and agricultural water suppliers, local government, business and labor, environmental and environmental justice interests, Tribes, and other interested parties. Advisory Committee meetings will be open to the public and governed by state open-meeting requirements.

DWR will also host public forums and caucuses across the state, a Tribal Advisory Committee, and a technical workgroup to broaden participation and ground statewide planning in real-world conditions. This engagement is not a formality. Input from communities, practitioners, and leaders across California will directly inform data development, planning assumptions, targets and strategies.

What This Means Going Forward

The California Water Plan is not a single report or a one-time exercise. It is the foundation for a more coordinated, action-oriented approach to managing water in an era of increasing uncertainty.

This work will succeed with sustained collaboration and the expectation that California’s water future is a shared responsibility.



For more information

CaliforniaWaterPlan.com

1. CALL TO ORDER
2. PLEDGE OF ALLEGIANCE
3. ROLL CALL OF WATERMASTER MEMBERS
4. ADOPTION OF AGENDA [1]
5. TIME RESERVED FOR PUBLIC COMMENT
6. ITEMS REMOVED FROM CONSENT CALENDAR [1]
7. CONSENT CALENDAR [1]
All items on Consent Calendar may be approved with single action.
 - a) Minutes of a Regular Meeting of Watermaster held on February 5, 2026
 - b) Lists of Demands
 - c) Financial Statements, February 2026
8. REPORT FROM BASIN WATER MANAGEMENT COMMITTEE [2]
9. REPORT FROM ADMINISTRATIVE COMMITTEE [2]
10. ATTORNEY'S REPORT [2]
11. ENGINEER'S REPORT [2]
12. EXECUTIVE OFFICER'S REPORT [2]
13. REPORT FROM RESPONSIBLE AGENCIES [2]
14. INFORMATION ITEMS [2]
 - a) Temporary assignment or lease of 500.00 acre-feet of Carry-over Right from Golden State Water Company – San Dimas to Covina Valley Water Company for Fiscal Year 2025-26
 - b) Temporary assignment or lease of 520.72 acre-feet of Production Right from Cadway, Inc. to California Domestic Water Company for Fiscal Year 2025-26
 - c) Permanent Transfer of 2.00 acre-feet of Prescriptive Pumping Right from The Maggiore Family Trust to California Domestic Water Company

- d) Change of Designee for Los Angeles County Sanitation Districts to David Pierce
- e) San Gabriel Valley Municipal Water District transmittal of monthly report for January 2026

15. COMMENTS FROM WATERMASTER MEMBERS [2]

16. FUTURE AGENDA ITEMS [1]

17. CLOSED SESSION [1]

A Closed Session may be called to discuss pending or potential litigation.

18. ADJOURNMENT

LEGEND [1] INDICATES ACTION ANTICIPATED BY WATERMASTER ON THIS ITEM
 [2] INDICATES INFORMATION ITEM - NO ACTION ANTICIPATED

Chair Lynda Noriega Presiding





**SAN GABRIEL BASIN
WATER QUALITY AUTHORITY**

**REGULAR BOARD MEETING
at
1720 W. CAMERON AVENUE, SUITE 100
WEST COVINA, CALIFORNIA**

WEDNESDAY, FEBRUARY 18, 2026 AT 12:00 P.M.

Zoom Link:

<https://us06web.zoom.us/j/6412042866?pwd=ceyJWbkVW6BsjL55GVZpzKD5wtiV.1>

AGENDA

I. CALL TO ORDER NORIEGA

II. PLEDGE OF ALLEGIANCE

**III. REMOTE PARTICIPATION DECLARATION - AB 2449 MORENO
[Government Code Section 54953(f)]**

- (a) Notification of Just Cause Remote Participation
- (b) Notification and Vote to Approve Emergency Circumstance Request For Remote Participation

IV. ROLL CALL OF BOARD MEMBERS MORENO

Lynda Noriega, Chairwoman	_____	_____	(alt)
Robert Gonzales, Vice-Chairman	_____	_____	(alt)
Valerie Munoz, Secretary	_____	_____	(alt)
Bob Kuhn, Treasurer	_____	_____	(alt)
Mark Paulson	_____	_____	(alt)
Ed Chavez	_____	_____	(alt)
Robert DiPrimio	_____	_____	(alt)

V. PUBLIC COMMENTS (Agendized Matters Only): NORIEGA

As provided under Government Code Section 54954.3, this time has been set aside for persons in the audience to provide comment or make inquiries on matters appearing on this Special Meeting agenda only. Please complete the appropriate request card and submit it to the Secretary, prior to the item being heard. A five-minute time limit on remarks is requested.

VI. ITEMS TOO LATE TO BE AGENDIZED - Recommended Action: **NORIEGA**
Approve motion determining need to take action on item(s) which arose subsequent to posting of the Agenda (ROLL CALL VOTE: Adoption of this recommendation requires a two-thirds vote of the Board or, if less than two-thirds of Board members are present, a unanimous vote)

VII. CONSENT CALENDAR **NORIEGA**
(Consent items may all be approved by single motion) [enc]

- (a) Minutes for 01/21/26 Regular Board Meeting
- (b) Minutes for 02/11/26 Legislative/Public Information Committee Meeting
- (c) Demands on Administration Fund for February 18, 2026
- (d) Demands on Project Fund for February 18, 2026

VIII. COMMITTEE REPORTS
(These items may require action)

- (a) Legislative/Public Information Committee Report

IX. OTHER ACTION/INFORMATION ITEMS **NORIEGA**
(These items may require action)

- (a) Draft San Gabriel Basin Groundwater Quality Management and Remediation Plan "\$406 Plan" for 2026 [enc]
 - 1. Presentation on Comments Received
 - 2. Adopt Plan for 2026
- (b) Discussion/Action Regarding the San Gabriel Valley Economic Partnership Annual Membership Renewal [enc]
 - 1. Approve Renewal for 2026
 - 2. Approve Demand No. 92893
- (c) Adopt Resolution No. 26-002, A Resolution of the Board of Directors of the San Gabriel Basin Water Quality Authority Expressing Appreciation and Commending Mary Saenz Upon Her Retirement [enc]

X. PROJECT REPORTS **COLBY**
(a) Treatment Plants:

		<u>Status</u>
1.	Baldwin Park Operable Unit	
	• Arrow/Lante Well (Subarea 1)	Operational
	• Monrovia Wells	Operational
	• SGVWC B6 Plant	Operational
	• SGVWC B5 Plant	Operational
	• CDWC Well No. 14	Operational
	• La Puente Valley County Water District	Operational
	• VCWD Nixon	Operational
	• VCWD Maine	Operational
2.	El Monte Operable Unit	
	• Eastern Shallow Zone	Operational
	• Eastern Deep Zone	Operational
	• GSWC Encinita Plant	Operational
	• Western Shallow Zone	Operational
3.	South El Monte Operable Unit	
	• Whitmore Street. Ground Water Remediation Treatment Facility	Operational
	• City of M.P. Well No. 5 VOC Treatment Facility	Operational
	• City of M.P. Well No. 12 VOC Treatment Facility	Operational
	• City of M.P. Well No. 15	Operational
	• City of M.P. Well Nos. 1, 3, 10 VOC Treatment Facility	Operational
	• GSWC Wells SG-1 & SG-2	Operational
	• GSWC Garvey	Operational
	• SGVWC Plant No. 8	Operational
	• SGVWC Plant G4	Operational
4.	Puente Valley Operable Unit	
	• Intermediate Zone	Construction
	• SGVWC Plant B11	Operational
5.	Area 3 Operable Unit	
	• City of Alhambra Phase 1	Operational
	• City of Alhambra Phase 2	Operational
	• City of South Pasadena Wilson	Operational
6.	Non-Operable Unit	
	• City of Arcadia Longden	Operational
	• City of Arcadia Live Oak	Operational
	• City of Monrovia Tower 1&2	Operational
	• City of Monrovia Tower 3&4	Operational
	• SGVWC Plant 11	Operational

XI. ATTORNEY'S REPORT	PADILLA
XII. LEGISLATIVE REPORT	MONARES
XIII. EXECUTIVE DIRECTOR'S REPORT	SCHOELLERMAN
XIV. FUTURE AGENDA ITEMS	NORIEGA
XV. INFORMATION ITEMS [enc]	MORENO
(a) San Gabriel Basin Water Calendar [enc]	
(b) Upcoming Events	
XVI. FUTURE BOARD/COMMITTEE MEETINGS	NORIEGA
(a) The next Legislative/Public Information Committee meeting is scheduled Wednesday, March 11, 2026 at 9:00 a.m.	
(b) The next Administrative/Finance Committee Meeting is scheduled for Wednesday, March 11, 2026 at 10:00 a.m.	
(c) The next WQA Board meeting is scheduled for Wednesday, March 18, 2026 at 12:00 p.m.	
XVII. CLOSED SESSION	NORIEGA
(a) Closed Session Pursuant to 54956.9(d)(4) – Conference with Legal Counsel re: Initiation of Litigation (Settlement Opportunities with potential defendants) – Two (2) Matters	
XVIII. RECONVENE OPEN SESSION	NORIEGA
XIX. BOARD MEMBERS' COMMENTS/REPORTS	NORIEGA
XX. ADJOURNMENT	NORIEGA

Pursuant to Government Code section 54957.5, non-exempt public records that relate to open session agenda items and are distributed to a majority of the Board less than seventy-two (72) hours prior to the meeting will be available for public inspection in the lobby of the Authority's business office located at 1720 W. Cameron Ave., Suite 100, West Covina, CA 91790, during regular business hours. When practical, these public records will also be made available on the Authority's internet web site, accessible at www.wqa.com.

TO: Honorable President Miles Prince and Members of the Board

FROM: Jose Reynoso

DATE: March 9, 2026

Golden Mussel Prevention and Regional Coordination

On February 17, District staff coordinated a meeting with the California Department of Fish and Wildlife to discuss and coordinate regulatory review of the Regional Golden Mussel Control Plan. The meeting brought together the responsible agencies involved in the review process, including representatives from the Main San Gabriel Basin Watermaster, to ensure alignment on regulatory expectations and to discuss the proposed treatment and monitoring approach necessary to resume imported water deliveries while preventing the spread of golden mussels. The meeting provided an opportunity for the agencies to ask questions, identify areas where additional information may be needed, and coordinate next steps in the review process. In addition, the responsible agencies submitted the draft Regional Golden Mussel Control Plan Response to Comments to LA County Public Works for their review as part of the ongoing coordination process.

District staff recently met with the California Regional Water Quality Control Board to discuss potential regulatory requirements associated with importing State Water Project supplies treated with a low-level copper micro-dose as part of the District's Golden Mussel prevention strategy. The purpose of the meeting was to determine whether additional regulatory authorization, such as a permit, waiver, or other approval, may be required prior to resuming deliveries of treated water to the spreading grounds. Staff are currently awaiting guidance from the Regional Board regarding the appropriate regulatory pathway. If a permit or other regulatory authorization is required, staff will issue a Request for Proposals (RFP) for consulting services to assist the District with the preparation of the necessary technical studies and regulatory permit application process.

Stetson Engineers has provided District staff with a preliminary draft of the Devil Canyon–Azusa Pipeline (DCAP) Golden Mussel Control Plan. Staff has completed a detailed review of the draft and provided comments to Stetson to address several items, including the regulatory framework, monitoring requirements, and operational considerations associated with implementing a mussel control strategy for the DCAP. We expect to receive a finalized version of the plan in the coming weeks.

State Water Project Update

On February 18 and 19, I attended the recent meeting of the State Water Contractors (SWC), where members received high-level updates on the Delta Conveyance Project, State Water Project operations, and current federal and state policy discussions affecting water supply reliability. The following provides a brief overview of the key topics discussed.

Delta Conveyance Project

SWC members received updates on the ongoing regulatory and legal processes associated with the Delta Conveyance Project. Several hearings and legal proceedings are currently underway that will help determine the project's future schedule and financing timeline. In parallel, the Department of Water Resources continues to advance environmental compliance and permitting activities necessary for the project. Discussions are also ongoing among contractors regarding potential updates to project governance and contractual provisions.

State Water Project Operations

DWR provided an update on current hydrologic conditions and reservoir operations. Recent storm activity has improved storage conditions and may create opportunities for additional water supply this year if conditions continue to develop favorably. DWR is continuing to monitor reservoir levels and Delta operational requirements as the state moves into the spring runoff period.

State Water Project Cost Issues

Contractors also discussed broader policy questions related to the allocation of certain State Water Project costs, particularly those associated with recreation and environmental program requirements at project facilities. These discussions are part of an ongoing effort by contractors to ensure that project costs are appropriately allocated between the State and SWP contractors.

Legislative and Policy Updates

SWC staff provided updates on several federal and state legislative proposals related to water infrastructure, water supply reliability, and environmental compliance. Contractors continue to monitor these efforts and evaluate potential opportunities for additional funding or policy changes that could benefit the State Water Project system.

SGVCOG/PWAG

On February 27, I presented to the Water Working Group of the San Gabriel Valley Council of Governments on the issue of land subsidence and its potential impacts on the reliability of the State Water Project. The presentation provided an overview of subsidence occurring along portions of the California Aqueduct in the San Joaquin Valley and how continued subsidence could reduce the system's ability to convey water to Southern California over time. I also discussed ongoing efforts to secure funding to repair damaged sections of the aqueduct and restore conveyance capacity, including

recent legislative proposals such as SB 872 and the federal MORE Water Act introduced by Alex Padilla. The presentation helped raise awareness among local cities and agencies about the importance of addressing subsidence and supporting efforts to secure state and federal funding to protect the long-term reliability of the State Water Project.

On February 25, I provided a condensed presentation on land subsidence and its potential impacts on the reliability of the State Water Project to the Public Water Agencies Group (PWAG). The update highlighted how subsidence along the California Aqueduct could reduce the system's ability to convey water to Southern California if not addressed. Following the presentation, PWAG member agencies unanimously voted to support sending a letter to the Legislature in support of SB 872, which seeks to provide funding to address subsidence impacts on critical State Water Project conveyance infrastructure.

Jose Reynoso
General Manager
San Gabriel Valley Municipal Water District

TO: Honorable President Miles Prince and Members of the Board

FROM: Steve Kiggins, Assistant General Manager

REVIEWED BY: Jose Reynoso, General Manager

DATE: 3/4/2026

Devil Canyon-Azusa Pipeline (DCAP) Water Delivery Update

- February 2026 DCAP deliveries: 848 acre-feet (AF) - 0 AF to SGVMWD cyclic storage, 585 AF to Covina Valley Water Company (CVWC) for Three Valleys Municipal Water District (TVMWD), and San Bernardino Valley Municipal Water District (SBVMWD) delivered 263 AF through the Lytle Creek Turnout
- Table A allocation for the calendar year (CY) 2026: 30% / 8,640 AF (as of 1/29/26)
- 2025 Table A Carryover Balance: 3,335 AF, with 2,120 AF remaining of the 5,000 AF purchased from MWD.
- Deliveries to cyclic storage CY 2026: 0 (AF). Cyclic storage balance as of January 31, 2026: 10,997.33 AF
- Dudley Ridge Water District (DRWD) banked water balance: 10,209 AF
- Water delivery forecast: 11 CFS to CVWC via TVMWD's North Azusa Connection

Meetings and Activities

- San Gabriel Valley Water Association Meeting – “Golden Mussel Management in the State Water Project” – Jerry Snow, Department of Water Resources Environmental Manager II
- SCADA 5G/fiber-optic network upgrade meetings with Verizon and SoCal SCADA Solutions (Webex)
- American Ground Water Trust / Association of Ground Water Agencies - California Groundwater Conference
- TVMWD Leadership Breakfast - Keynote Speaker: Shivaji Deshmukh, MWD General Manager
- Golden Mussel Water Agency Coordination meetings / DWR - Devil Canyon Golden Mussel pilot treatment project site visit
- Watermaster and Basin Water Management Committee meetings
- Generator Replacement Project pre-bid job walk, bid meetings, and generator delivery
- Annual ACWA JPIA risk assessment meeting and site visits
- Weekly DWR/SWC Operations update meetings (Teams)